

# EORI – eLearning module

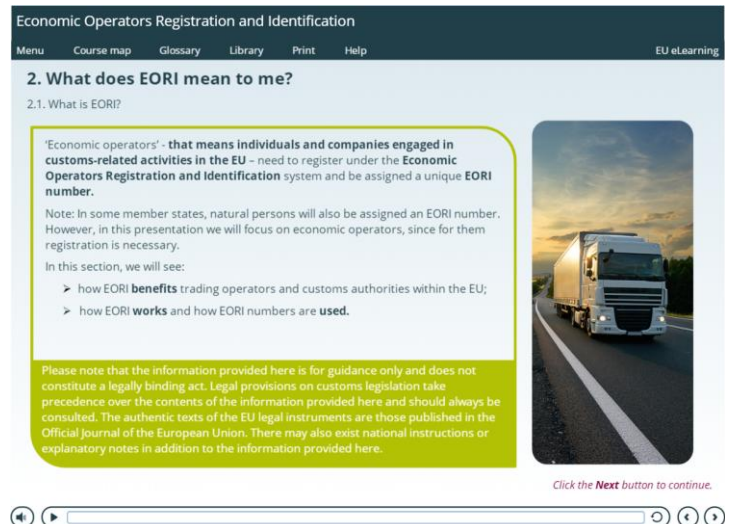
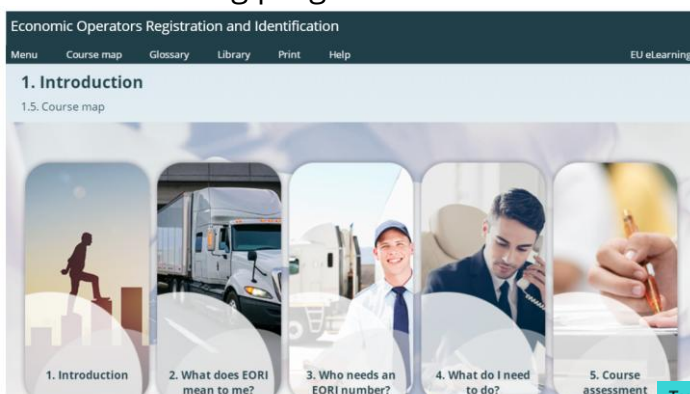
This easy-to-use eLearning module is one of the courses from an extensive EU eLearning programme on Customs and Taxation.

This course guides you through the online quick reference support tool intended to provide a guideline for customs-related activities in the EU: **EORI (Economic Operators Registration and Identification)**.

EORI is designed to make things easier for economic operators and customs authorities. With the introduction of EORI, each economic operator receives a single number to use in customs declarations throughout the European Union.

The benefits of using EORI are to **improve security** for the exchange and storage of information, achieve **greater administrative simplicity** in preparing and processing documentation, **reduce administrative burden on operators** and **assure a streamlined customs processing**, with speedier border transit.

To fully benefit of the potential of this course, we recommend to integrate the course in your own training programme and to develop a full blended learning programme.



## Target audience

EU economic operators and Customs officers of national authorities.

## Learning objectives

By the end of this course, you will understand:

- what does EORI mean, how it works and what are the benefits,
- who needs an EORI number and where to register,
- what is the registration process,
- how to access EORI information.

You will also be able to confidently use EORI depending on your role.

## Course duration

The course takes 0,5 hours.

Economic Operators Registration and Identification

Menu Course map Glossary Library Print Help EU eLearning

### 3. Who needs an EORI number?


#### 3.5. Multinational companies

In most cases, EOs **know** where they should obtain their EORI number, whether they are established or not in the customs territory of the Union. However, some cases are more complex.

Two principles for EORI registration

Parent companies and their subsidiaries

Example



**Example**  
**Parent company** Paternus GmbH is established in Germany. It has **two entities**: S1, registered in Belgium, and S2, registered in Austria. Both are **legal persons**. The parent company Paternus is not involved in any activities covered by customs legislation in any member state, but its entities are.  
 Parent company Paternus will **not** be assigned an EORI number since it is not an EO. However, its entities are, and will **each have to be assigned** an EORI number: S1 by the Belgian authority, and S2 by the Austrian authority.

Click each **panel** to reveal details.

## Particularities of this course

This course allows you to manage your own learning at your place: everything you need for this training is available on screen, some screens will require action from you; You can replay a screen if you need to.

You may interrupt your course. When reopening the course you can resume where you have left the course off.

Besides the menu, a course map allows you to quickly access to the sections and subsections. The course map is placed in the upper toolbar of the course.

## Available languages

The course is available in English, Bulgarian, Estonian, German, Greek, Hungarian, Italian, Lithuanian, Romanian, Slovak, and Macedonian

Consult the table on the [EUROPA](https://ec.europa.eu/taxation_customs/eu-training/general-overview_en) website for the availability of further EU language versions.

## How to start and use this eLearning course?

The eLearning module is free to download and is easy to use.

- Freely download the eLearning module using the [download form](#).
- Select the eLearning in the drop down menu.
- You have the choice between 'non-SCORM' (iso, exe, html/html5) and 'SCORM' (for LMS systems).
- Read the Quick Start Guide available in the downloaded .zip folder. It explains how to install the courses to your system.
- Using the course does not require a high level of information technology skills from the learners.
- In case of technical issues contact first your local administrator. If the problem persists, send the description (including screenshots) to [taxud-elearning@ec.europa.eu](mailto:taxud-elearning@ec.europa.eu).

**Contact: DG TAXUD / E3**

**Management of Programmes & EU training**

[taxud-elearning@ec.europa.eu](mailto:taxud-elearning@ec.europa.eu)

[https://ec.europa.eu/taxation\\_customs/eu-training/general-overview\\_en](https://ec.europa.eu/taxation_customs/eu-training/general-overview_en)