



**Dear participants,  
Welcome to the webinar session on the**

**TRANSITIONAL CBAM REGISTRY**

**Please be patient, the webinar will start at  
14:00 (CET).**

This webinar will focus on the usage of the CBAM Registry and the questions from participants should be relevant to the subject of the webinar. Any questions outside the subject of the webinar will be noted and will be addressed later by the Frequently Asked Questions document that will be published on the CBAM Europa site.

***30 November 2023***

# The Carbon Border Adjustment Mechanism (CBAM)

Please make sure that you appear in Zoom with your name and affiliation.

In case of no audio, use the “join audio” function

If needed, rename yourself:

- Click on the "Participants" icon in the Zoom toolbar.
- In the "Participants" window, next to your name click on "More" and choose "Rename".
- Enter a new name and click "Rename" to save it. You will see the new name showing in the "Participants" window.

Starting time: 14:00 (CET)

*30 November 2023*

# The Carbon Border Adjustment Mechanism (CBAM)



- ✓ All participants are muted
- ✓ Webinar is being recorded and will be made public
- ✓ Video recording is not allowed
- ✓ Please write your questions in the chat – they will be answered at the end of the webinar
- ✓ A feedback survey will appear on your screen at the end of webinar
- ✓ The presentation will be uploaded on the [DG TAXUD CBAM](#) webpage, where you can also find additional materials

# Information Sources

## Transitional CBAM Registry user manual for Declarants



27 OCTOBER 2023

**Transitional CBAM Registry user manual for Declarants**

English (3.26 MB - PDF)

## FAQ - Carbon Border Adjustment Mechanism



29 NOVEMBER 2023

**Questions and Answers: Carbon Border Adjustment Mechanism (CBAM)**

English (445.67 KB - PDF)

# Replies to Frequently Asked Question (1/2)

QUESTION	Reply
What CBAM Registry Environments are available?	<p>There is a <b>Production</b> and a <b>Conformance</b> CBAM registry environment available for CBAM Declarants. The conformance environment can be used as test environment for familiarisation with the CBAM quarterly report form and the user interface of the CBAM Registry.</p> <p>A separate account is required in each environment for security reasons (same email may be used).</p> <p><b>Production:</b> <a href="https://cbam.ec.europa.eu/declarant">https://cbam.ec.europa.eu/declarant</a></p> <p><b>Conformance:</b> <a href="https://conformance.cbam.ec.europa.eu/declarant">https://conformance.cbam.ec.europa.eu/declarant</a></p>
Who can access the CBAM Registry as CBAM Declarant?	<p>The CBAM Registry can be accessed by economic operators (EOs) which are either an importer or an indirect customs representative. The EOs may delegate their CBAM Declarant access to their employees.</p>
Who grants access to the CBAM Registry?	<p>The National Competent Authorities are responsible to grant access to EOs that will be acting as CBAM Declarants in the CBAM Registry.</p>
Who can request access to the CBAM Registry?	<p>Any physical person that can prove he represents the economic operator (EO) can contact the National Competent Authority (NCA) of the country where the EO is established to request access to the CBAM Registry as CBAM Declarant.</p>
Until when do I need to be given access?	<p>Economic Operators that will need to report in <b>January 2024</b> for <b>Q4-2023</b> should be given access to the CBAM Registry by the NCA of their country of establishment until the end of 2023.</p>
Where can I find the NCA contact points to request access?	<p>Please see the latest <b>Provisional list of NCAs</b> for CBAM, published at the CBAM Europa site. <a href="https://taxation-customs.ec.europa.eu/carbon-border-adjustment-mechanism_en">https://taxation-customs.ec.europa.eu/carbon-border-adjustment-mechanism_en</a></p>

# Replies to Frequently Asked Question (2/2)

QUESTION	Reply
When will CBAM quarterly reports submission start?	The CBAM quarterly reports submissions for Q4-2023 will start on 1/1/2024. Until then, it will not be possible to start fill-in the quarterly reports in production, but it you can familiarise with the quarterly report form using the conformance environment.
Which fields in the QR form are the mandatory to fill-in?	The mandatory fields are marked with an asterisk (*). Please also consult the Declarant user manual. A supporting XLS file with the indication of optional/mandatory fields will be also published soon.
Where can I find the definitions of the fields to be filled-in?	The definitions of the CBAM Report fields are available in the Declarants user manual published (see link below).
What is the difference between an operator and an installation?	Operator is the <b>3<sup>rd</sup> country</b> company running/operating the installation. Installation is the factory producing the CBAM goods imported from 3 <sup>rd</sup> countries.
Can I fill-in CBAM quarterly reports by uploading an XML file instead of fill-in manually the form in the CBAM Registry?	<b>Yes</b> , an XML file can be used to upload CBAM quarterly reports to the CBAM Registry. Once an XML file is uploaded successfully, a new draft quarterly report will be created and can be submitted via the CBAM Registry user interface. The XML file contains all the information needed for the CBAM quarterly reporting including 3 <sup>rd</sup> country operators & installations information.
Where can I find the template for the XML file to upload?	An <b>XSD</b> file that can be used to fill-in the quarterly report using XML is published at the CBAM Europa site (see link in next question). Also, a sample file in .zip format is available in the same link.
When & Where will the default values be published?	The Default direct/indirect embedded emissions values will be published in due time in December. <a href="https://taxation-customs.ec.europa.eu/carbon-border-adjustment-mechanism_en">https://taxation-customs.ec.europa.eu/carbon-border-adjustment-mechanism_en</a>
If the Declarant needs to report for multiple importers can the reporting be done within one CBAM quarterly report?	<b>Yes</b> , it is possible for a declarant (representative) to fill-in <b>one</b> CBAM quarterly report that contains several importers. No need for the CBAM Declarant to fill-in an individual quarterly report per importer.

# Training Objectives

- ✓ CBAM Report Data Model
- ✓ CBAM Report State Transition Diagram
- ✓ Access the CBAM Registry
- ✓ Home page
- ✓ Navigation into a CBAM Report
- ✓ Report Actions
- ✓ Operators & Installations Registry
- ✓ My Importers
- ✓ My Profile Information
- ✓ Preferences
- ✓ Supporting Documents
- ✓ Demo
- ✓ Questions & Answers

**CBAM HEADER**  
1x

- REPORT ISSUE DATE
- DRAFT REPORT ID
- REPORT ID
- REPORTING PERIOD
- YEAR
- REPORTING DECLARANT 1x
- ADDRESS 1x
- REPRESENTATIVE 0.1
- ADDRESS 1x
- IMPORTER 0.1
- ADDRESS 1x
- NATIONAL COMP. AUTH. 1x
- SIGNATURES 1x
- REPORT CONFIRMATION 1x
- TYPE OF APPLICABLE RULES CONFIRMATION 0.1
- REMARKS 0.1

**CBAM GOODS IMPORTED**  
1..99999

- GOODS ITEM NUMBER
- REPRESENTATIVE 0.1
- ADDRESS 1x
- IMPORTER 0.1
- ADDRESS 1x
- COMMODITY CODE 1x
- HARMONIZED SYSTEM SUB-HEADING CODE
- COMBINED NOMENCLATURE CODE
- COMMODITY DETAILS 1x
- COUNTRY OF ORIGIN 1x
- IMPORTED QUANTITY PER CUSTOMS PROCEDURE 1x
- PROCEDURE 1x
- INWARD PROCESSING INFORMATION 1x
- AREA OF IMPORT 0.1
- GOODS MEASURE (PER PROCEDURE) 2x
- SPECIAL REFERENCES FOR GOODS 0.1
- GOODS MEASURE (IMPORTED) 1x
- GOODS IMPORTED TOTAL EMISSIONS 1x
- SUPPORTING DOCUMENTS (FOR GOODS) 0.99
- ATTACHMENTS 0.1
- REMARKS 0.1

**CBAM GOODS EMISSIONS**  
1..999

- EMISSIONS SEQUENCE NUMBER
- COUNTRY OF PRODUCTION
- INSTALLATION OPERATOR 0.1
- ADDRESS 1x
- CONTACT DETAILS 1..9
- INSTALLATION 0.1
- ADDRESS 1x
- GOODS MEASURE (PRODUCED) 1x
- INSTALLATION EMISSIONS 1x
- DIRECT EMBEDDED EMISSIONS 1x
- INDIRECT EMBEDDED EMISSIONS 1x
- PRODUCTION METHOD & QUALIFYING PARAMETERS 1..99
- DIRECT EMISSIONS QUALIFYING PARAMETERS 0.99
- INDIRECT EMISSIONS QUALIFYING PARAMETERS 0.99
- SUPPORTING DOCUMENTS (FOR EMISSIONS DEFINITION) 0.99
- ATTACHMENTS 0.1
- CARBON PRICE DUE 0.99
- PRODUCTS COVERED UNDER CARBON PRICE DUE 1..9
- GOODS MEASURE (COVERED) 0.1
- REMARKS 0.9

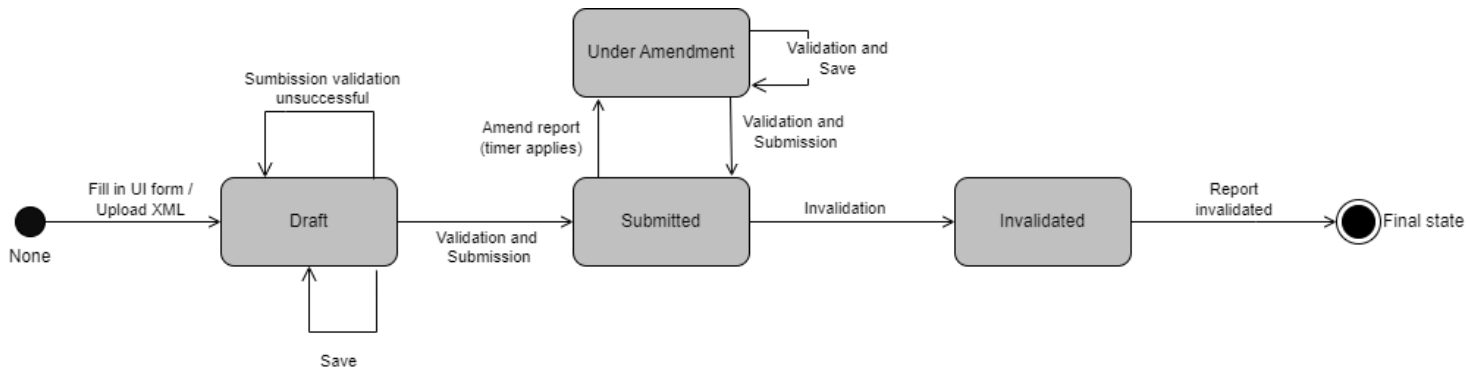




# CBAM Report State Transition Diagram

## Declarants

- Create a Report when the Submission Period has been opened
- Save the Report as Draft (Edit and Save as many times as needed)
- Proceed with the Submission of the Report before the expiration of the Submission Period
- Amend the submitted Report to correct the contents (Amend as many times as needed provided that the Modification Period is still open).
- Invalidate the Report (if necessary)



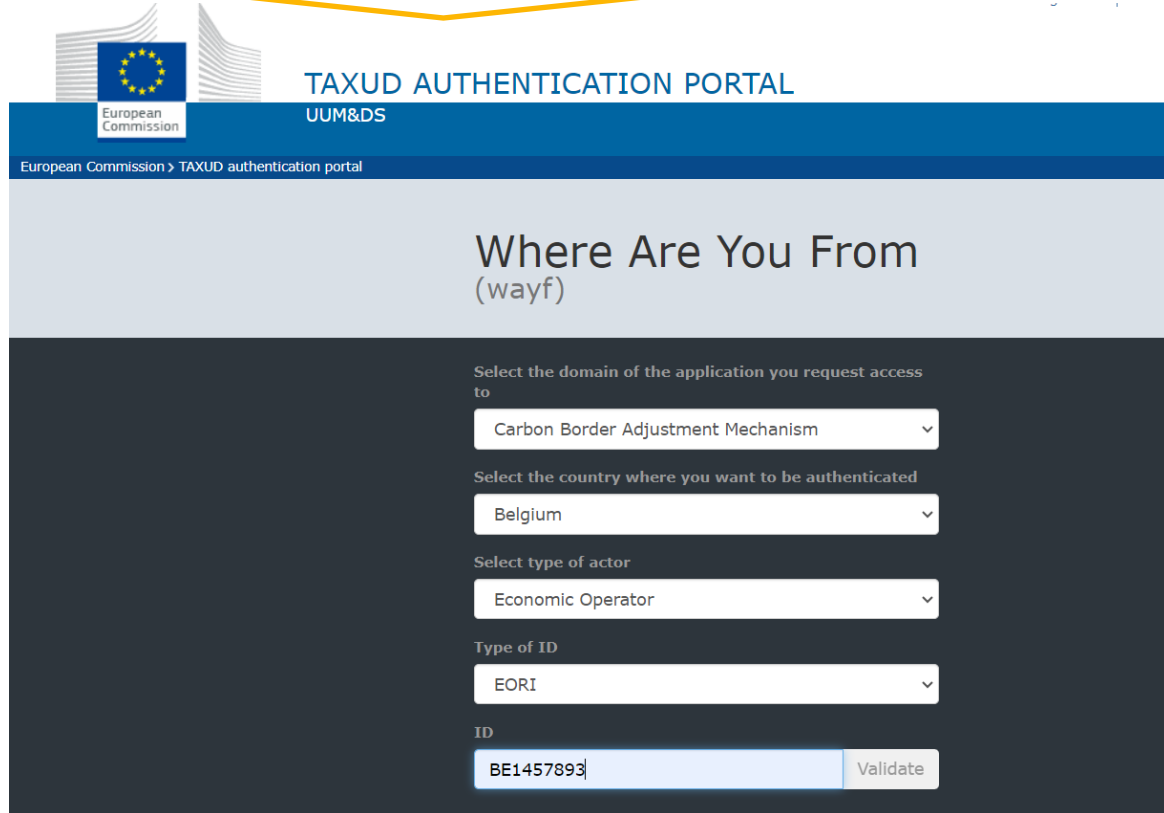
# CBAM Transitional Registry Access

Users need to be registered in UUM&DS with the appropriate business profile.

CBAM Access		
Environment	Users	Endpoint
Production	All Declarants	<a href="https://cbam.ec.europa.eu/declarant">https://cbam.ec.europa.eu/declarant</a>
Conformance	All Declarants	<a href="https://conformance.cbam.ec.europa.eu/declarant">https://conformance.cbam.ec.europa.eu/declarant</a>

# UUM&DS Authentication page

Access is only allowed to Importers, Indirect Custom Representatives registered in UUM&DS.



European Commission  
TAXUD AUTHENTICATION PORTAL  
UUM&DS

European Commission > TAXUD authentication portal

## Where Are You From (wayf)

Select the domain of the application you request access to

Carbon Border Adjustment Mechanism

Select the country where you want to be authenticated

Belgium

Select type of actor

Economic Operator

Type of ID

EORI

ID

BE1457893 Validate

# Home Page

Home Page – Upon successful authentication this screen will be shown

The screenshot displays the CBAM (Carbon Border Adjustment Mechanism) Home Page. At the top left, the European Commission logo is visible next to the text 'European Commission' and 'CBAM Carbon Border Adjustment Mechanism'. On the top right, the user is identified as 'DEMO User CbamMonitor' with a profile icon and a language selector set to 'EN'. A dark blue navigation bar contains a hamburger menu icon. Below this, a light grey sidebar lists navigation options: Home (selected), Reports, Installations, Operators, My importers, and My profile information. The main content area features five large, light grey cards with icons and text: 'My Quarterly Reports' (with a document icon and a 'more' link), 'Installations' (with a briefcase icon and a 'more' link), 'Operators' (with a group of people icon and a 'more' link), 'My importers' (with a person icon and a 'more' link), and 'My profile information' (with a person icon and a 'more' link').

# Home Page


## Main Navigation Bar



CBAM  
Carbon Border Adjustment Mechanism

DEMO User  
CbamMonitor

EN



See a table organised per quarters of the year. For each quarter, a CBAM report might exist.



My Quarterly Reports

more

See the registry of Operators.



Operators

more

See the registry of Declarant's 3rd country Installations.



Installations

more

See the list of importers included in Declarant's CBAM reports



My importers

more

My profile information

more

See the information of the logged-in user in the left side and the Reporting Declarant information on the right side.

# My quarterly reports



My Quarterly Reports

more



The user can view CBAM reports organised per quarter. If there are no reports and the reporting period is open for submission, then the user can create or upload a report.

Click to **Upload a zip file** that will include the XML of the CBAM Report and any relevant attachments

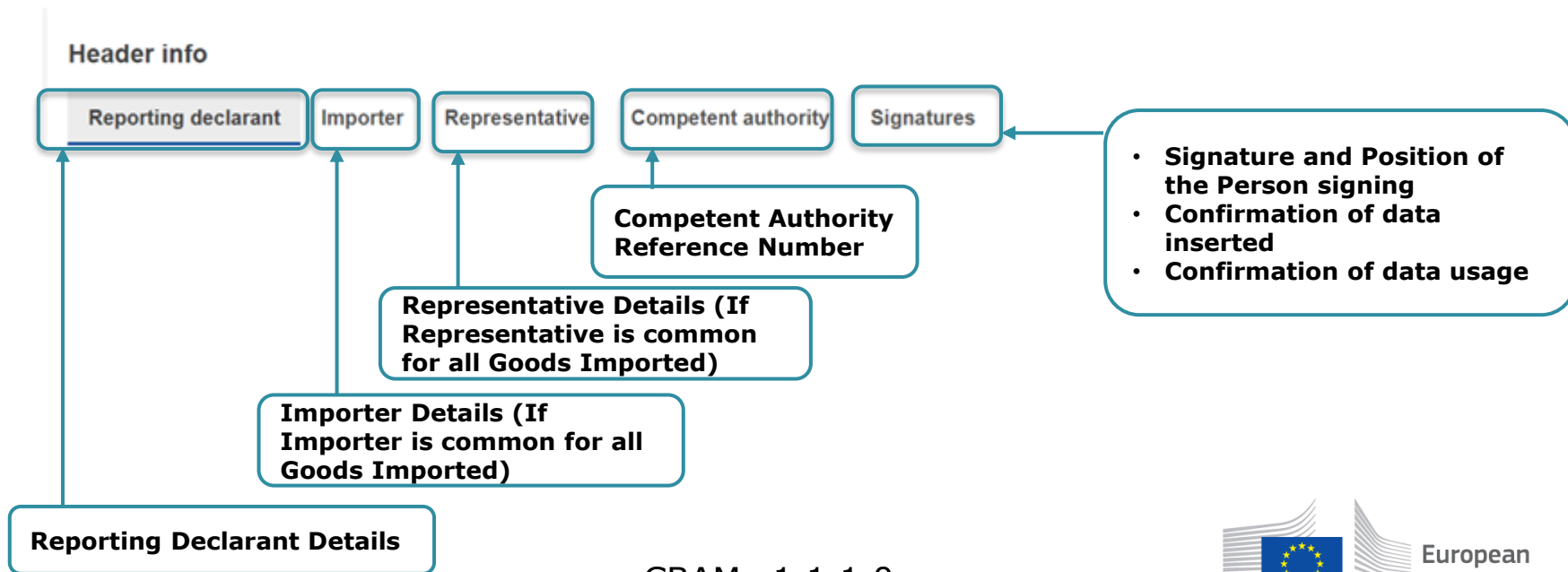
## My Quarterly Reports

Quarter	Year	Last edited	State	Report	Invalidated Reports	Actions
<input type="text"/>	<input type="text"/>	<input type="text"/>	<input type="text"/>	<input type="text"/>		
Q3	2023			Not Added yet		
Q2	2023			Not Added yet		<a href="#">Create</a> <a href="#">Upload</a>

Click to **Create a quarterly report** and manually fill in the data

# CBAM Report – Header tabs

General report information is stored in the header.



# Header - Reporting declarant

## Header info

Reporting declarant

Importer

Representative

Competent authority

Signatures

### Declarant details

Name \*

Demo CBAM

61

Identification number

GR293847584930295

0

Role \*

Importer for all Goods

Importer for all Goods

Representative for all Goods

Importer for some Goods / Representative for some Goods

35

### Address

Member state or Country of establishment

BE - Belgium

35

Sub-division

35

Street

70

Street additional line

70

Number

35

Postcode

17

P.O. Box

70

“Identification number” and “Country of establishment” are filled in automatically

“Role” is a mandatory field



# Header - Importer

Declare Importer at Header if Importer is common for all Goods Imported

## Header info

Reporting declarant **Importer** Representative Competent authority Signatures **1**

**i** If importer is defined here it will be applied for every good item. If the report includes multiple importers, they need to be defined separately for each good.

Declarant acts as importer

Add importer

Click to **Add importer**,  
if the importer is not  
the same as the  
Reporting Declarant

Check the box, if the  
Reporting Declarant is the  
importer for all goods

Reporting declarant **Importer** Representative Competent authority Signatures

**i** If importer is defined here it will be applied for every good item. If the report includes multiple importers, they need to be defined separately for each good.

### Importer details

Delete

Name *	70	Identification number *	17		
<input type="text"/>		<input type="text"/>			
<b>Address</b>					
Member State of establishment *	Sub-division	35	City *	35	
<input type="text"/>	<input type="text"/>		<input type="text"/>		
Street	70	Street additional line	70	Number	35
<input type="text"/>		<input type="text"/>		<input type="text"/>	
Postcode	17	P.O. Box	70		
<input type="text"/>		<input type="text"/>			

# Header - Representative

Declare Representative at Header if Representative is common for all Goods Imported

## Header info

Reporting declarant Importer **Representative** Competent authority Signatures 1

*i* If representative is defined here it will be applied for every good item. If the report includes multiple representatives, they need to be defined separately for each good.

Declarant acts as representative

Add representative

Click to **Add representative**, if the representative is not the same as the Reporting Declarant

Check the box, if the Reporting Declarant is the importer's representative for all goods

Reporting declarant Importer **Representative** Competent authority Signatures

*i* If representative is defined here it will be applied for every good item. If the report includes multiple representatives, they need to be defined separately for each good.

### Representative details

Delete ^

Name *	70	Identification number *	17		
<input type="text"/>		<input type="text"/>			
<b>Address</b>					
Member State of establishment *	Sub-division	35	City *	35	
<input type="text"/>	<input type="text"/>		<input type="text"/>		
Street	70	Street additional line	70	Number	35
<input type="text"/>		<input type="text"/>		<input type="text"/>	
Postcode	17	P.O. Box	70		
<input type="text"/>		<input type="text"/>			

# Header - Competent Authority

Competent Authority reference number is automatically filled in based on the country where the Reporting Declarant's EORI number belongs to.

If it is not filled in automatically, the user needs to contact their respective National Competent Authority Service Desk.

## Header info

Reporting declarant

Importer

Representative

Competent authority

Signatures

## Competent authority

Reference number \*

120

BE000017

# Header - Signatures

## Header info

Reporting declarant

Importer

Representative

Competent authority

Signatures

## Report confirmation

Date of signature \*

Place of signature \*

 128

Signature (Full Name) \*

 128

Position of person signing \*

 128

I certify that to the best of my knowledge the information provided on this form and attachments is accurate and complete.

I confirm that the data and information provided in this CBAM Report are to be used and shared between the EU commission and Competent Authorities in accordance with Regulation (EU) 2023/956 of the European Parliament and of the Council of 10 May 2023 establishing a carbon border adjustment mechanism, Commission Implementing Regulation (EU) 2023/xxxx laying down the rules for the application of Regulation (EU) 2023/956 of the European Parliament and of the Council as regards reporting obligations for the purposes of the carbon border adjustment mechanism during the transitional period, and Union or national law.

**All fields are mandatory to be filled to submit the report**

# CBAM Report – Header Actions

Available actions at the Header of the Report. Some actions are available in all states. Some are related to the current state of the Report.

Draft report ID  
999GR29384758493029501

Reporting declarant	NCA	Reporting Period	Report ID	Issue date	State	Goods imported	Total emissions
Demo CBAM	BE000017	2023 - Q2	-	-	Draft	1	1564 t CO2

Header info

Reporting declarant 1 Importer Representative Competent authority Signatures 1

Please correct the following:  
City:   
This field is required

Declarant details

Name \*  81 Identification number  0 Role \*  0

Address

Member state or Country of establishment  35 Sub-division  35 City \*  35

Street  70 Street additional line  70 Number  35

Postcode  17 P.O. Box  70

Additional information  
Add remarks

Click to **Cancel** →

Click to **Preview** →

Click to **Submit** →

Click to **Save the Report Header** →

Click to **Validate the Report Header** →

# CBAM Report – Add a Good Imported

At least one good must be declared in the report.

Draft report ID  
**999GR29384758493029501**

Cancel Preview Validate Save as draft Submit

Reporting declarant	NCA	Reporting Period	Report ID	Issue date	State	Goods imported	Total emissions	Additional information
Demo CBAM	BE000017	2023 - Q2	-	-	Draft	1	1564 t CO2	Add remarks

Header info

Goods imported

**Add a good**

1. 72061000 | AL  
12 Tonnes | 1564 t CO2  
2 emissions

CN code	Country of origin	Importer	Representative	Quantity	Goods imported total emissions	Actions
<input type="text"/>	<input type="text"/>	<input type="text"/>	<input type="text"/>	<input type="text"/>	<input type="text"/>	<input type="button" value="Edit"/>
72061000	AL			12	1564 t CO2	<input type="button" value="Edit"/> <input type="button" value="Delete"/>

Items per page 10  
Showing 1–1 of 1

Click to **Add a good**

Add a good

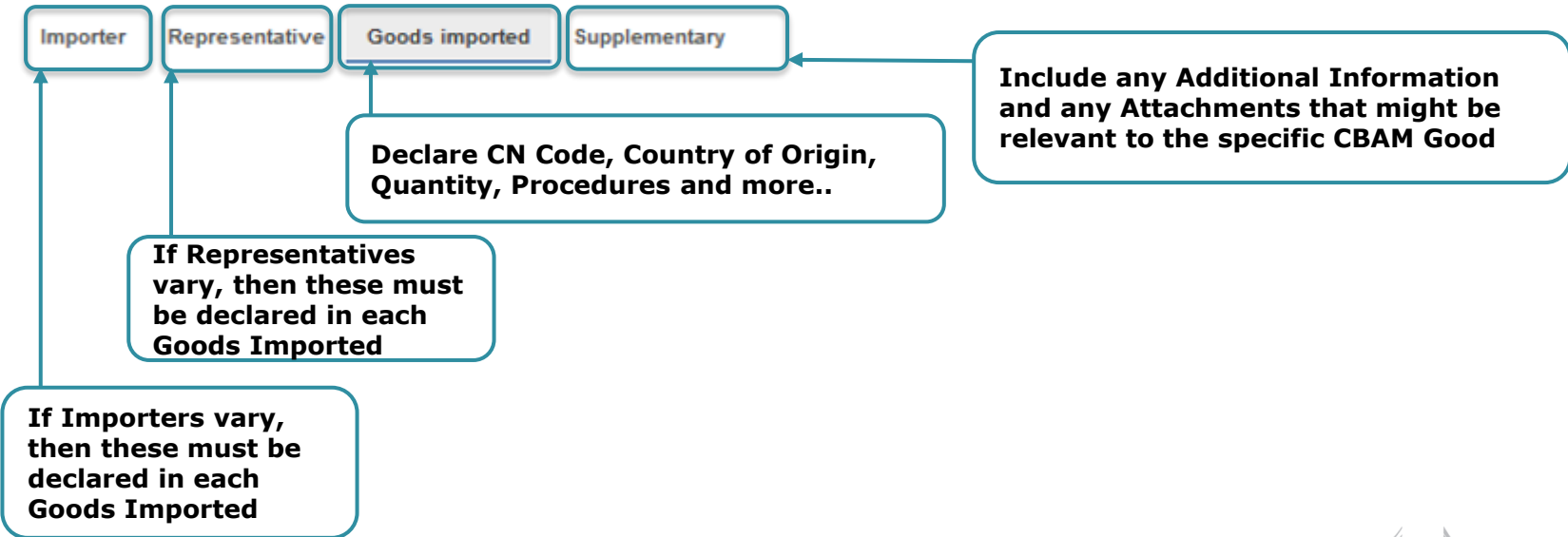
Click to **Add a good**

Click to **Edit or Delete a good**

# CBAM Report – Goods Imported Tabs

Each Good Imported contains 4 tabs

Goods imported 72015010



# Goods Imported – Importer & Representative

Declare Importer at Goods Imported Level if Importers are not common for all Goods Imported.

Declare Representative at Goods Imported Level if Representatives are not common for all Goods Imported.

In the case that Importer and/or Representative are declared in the Header level, the corresponding tabs are hidden on the Goods Imported Level.



# Goods imported – Goods Imported Tab

## Goods imported

Importer Representative **Goods imported** Supplementary

Select HS sub-heading code

### Commodity

HS sub-heading code \*

CN code \*

Description of goods \*

### Country of origin

Country code \*

Click to Add new Imported quantity per customs procedure

Imported quantity per customs procedure

Add new

Click to Add new Quantity per procedure

### Commodity

HS sub-heading code \*

72

720000 - IRON AND STEEL

720100 - I. PRIMARY MATERIALS; PR...

720110 - Non-alloy pig iron containing ...

720120 - Non-alloy pig iron containing ...

720150 - Alloy pig iron; spiegeleisen

1. Requested procedure: | Area of import:

### Area of import

Area of import

### Procedure

Requested procedure \*

Previous procedure

Goods measure (per procedure)

Add new

Inward processing

Net mass \*

Type of measurement unit \*

### Special references for goods

Additional information

### Goods measure (imported)

Net mass

Type of measurement unit \*

### Goods imported total emissions

Goods total emissions

Goods emissions per unit of product

Goods direct emissions

Goods indirect emissions

t CO2

tCO2/unit

t CO2

t CO2

Type of measurement unit for emissions \*

CBAM v1.1.1.0

Tonnes

# Goods Imported – Supplementary Tab

## Goods imported

Importer Representative Goods imported **Supplementary**

### Goods' additional information

Remarks  512

### Supporting documents

[Add new](#)

**Click to Add new supporting document**

**Click to Delete.**

Delete

1.

Type *	Country of document issuance	Reference number *	Document line item number
<input type="text"/>	<input type="text"/>	<input type="text"/> 70	<input type="text"/> 5
Issuing authority name	Validity start date	Validity end date	
<input type="text"/> 70	<input type="text"/> dd/mm/yyyy	<input type="text"/> dd/mm/yyyy	
Description			
<input type="text"/> 256			
File			
The allowed file types for upload are: PDF, DOC, DOCX, XLS, XLSX, JPEG, XML. The maximum allowed file size is 20 MB	<input type="button" value="Choose file"/> Drag and drop file here		
URI			
<input type="text"/> 2048			



# CBAM Report – Emissions

For each CBAM good added in the report, its respective emissions need to be declared.

Goods imported  
**73021028**


Back Validate Save

CN code	Importer	Representative	Country of origin	Quantity	Goods imported total emissions
73021028			AO		

Goods imported 73021028  
Of a weight per metre of less than 36|kg

**Emissions**

**Add an emission**

1. | 

**Click to Delete an emission**

**Click to Add an emission**

**1. |**

**Installations** Emissions Parameters Carbon price due Supplementary

Country of production

The company name of the installation

Add new

Installation

Add new

# CBAM Report – Emissions Tabs

Each Emission entry contains 5 tabs



**Include any Additional Information and any Attachments that might be relevant to the specific Emissions entry of the CBAM Good. Calculation model should be attached in every Emissions entry**

**Declare any Carbon price due**

**Declare Production Method and Emissions Qualifying Parameters**

**Declare Direct and Indirect embedded emissions for the quantity imported**

**Declare Country of Production, Installation and Operator**

# Emissions – Installations tab

*It is mandatory for the CBAM Declarant to provide in the quarterly reports the associated operators/installations of the CBAM goods declared (except when default values are used, until July 2024).*

*But it is not mandatory to also add the operators/installations to the Installations/Operators registries available in the CBAM Registry. In other words: data on operators/installations can be filled-in directly in the CBAM quarterly report without being previously recorded in the installations/operators registry.*

Country of production is a mandatory field.

1. |

**Installations** Emissions Parameters Carbon price due Supplementary

Country of production  
US - United States

The company name of the installation

Add new

Click to **Add an Operator**

Installation

Add new

Click to **Add an Installation**

**"Country of production" is mandatory**

# Emissions – Installations tab

Operator: Optional group of information

The screenshot shows the 'Installations' tab in the CBAM v1.1.1.0 interface. The 'Operator' section is highlighted with a callout: 'Operator: Optional group of information'. The 'Contact person' section has a callout: 'Click to Add contact person.' The 'Operator name' field has a callout: 'Click to Select an Operator from the operator's registry.' The 'Delete' button has a callout: 'Click to Delete an Operator.' The form includes fields for Country of production (US - United States), Company name, Operator ID, Operator name, Address (Country code, Sub-division, City, Street, Street additional line, Number, Postcode, P.O. Box), and Contact details (Name, E-mail, Phone number). There are 'Add new' buttons for both Contact person and Installation.

Click to Add contact person.

Click to Select an Operator from the operator's registry.

Click to Delete an Operator.

# Emissions – Installations tab

Installation: Optional group of information

Click to **Delete** an Installation.

Installation

IN04, Fort Knox Metal works Delete ^

Installation ID \*  13 Installation name \*  49

**Address**

Country of establishment \*  35 Sub-division  35 City  26

Street  70 Street additional line  70 Number  35

Postcode  17 P.O. Box  70 Plot or parcel number  15

UNLOCODE  Coordinate latitude (N-S)  17 Coordinate longitude (E-W)  17 Type of coordinates

Click to **Select** an Installation from the Installations registry.

# Emissions – Emissions tab

For all goods except electricity, both direct and indirect embedded emissions need to be reported.

1. US | Fort Knox Metal works

Installations **Emissions** Parameters Carbon price due Supplementary

**Goods measure (produced)**

Net mass \*  Type of measurement unit \*

**Direct embedded emissions**

Type of determination \*  Type of applicable reporting methodology \*  Applicable reporting methodology

Specific (direct) embedded emissions \*  tCO<sub>2</sub>/unit Type of measurement unit \*

**Indirect embedded emissions**

Type of determination \*  Source of emission factor \*  Source of electricity \*  Other source indication

Electricity consumed \*  Emission factor \*  Specific (indirect) embedded emissions  Type of measurement unit \*

**Installation emissions**

Installation total emissions  t CO<sub>2</sub> Installation direct emissions  t CO<sub>2</sub> Installation indirect emissions  t CO<sub>2</sub> Type of measurement unit for emissions \*



# Emissions – Emissions tab (Electricity)

For electricity as CBAM Good, only direct embedded emissions are to be reported.

## 1. MA | Electrical Energy

Installations **Emissions** Parameters Carbon price due Supplementary

### Goods measure (produced)

Supplementary units \*

100

Type of measurement unit \*

MWH

### Direct embedded emissions

Type of determination (electricity) \*

Default values

Type of applicable reporting methodology ⓘ \*

Commission rules

Applicable reporting methodology

Type of measurement unit \*

Tonnes

Source of emission factor (for electricity) \*

Commission based on IEA data

Other source indication

Moroccan Agency for CO2 emissions

Emission factor \*

0.86174

Source of emissions factor value \*

Moroccan National Agency for CO2 e...

Electricity imported

100

Total embedded emissions of electricity imported

86.17399

Justification ⓘ

More accurate information for the Insta...

Fulfillment of conditionality ⓘ

### Installation emissions

Installation total emissions

86.17399

t CO2

Installation direct emissions

86.17399

t CO2

Type of measurement unit for emissions \*

Tonnes

# Emissions – Parameters tab

This tab contains the Production Methods and the Emissions Qualifying Parameters associated with the specific CBAM Good. The contents of the tab vary based on the good selected. Production Method is mandatory. The Emissions Qualifying Parameters are optional.

1. | GPK Korea

[Installations](#) [Emissions](#) [Parameters](#) [Carbon price due](#) [Supplementary](#)

Production method

1.P17, Blast furnace / Basic oxygen steel making

Method

P17 - Blast furnace / Basic oxygen steel making

Identification number of the specific steel mill

256

Additional information

512

# Emissions – Parameters tab

In direct & indirect emissions qualifying parameters, the recommended qualifying parameters per production method are added automatically in the Report.

Direct Emissions qualifying parameters

Add new

Click to Add new Direct emissions qualifying parameter.

P17, Blast furnace / Basic oxygen steel making

1. Scrap used Amount of scrap used per amount of crude steel

Scrap used - EQP10 (PERCENTAGE) ⓘ Default value: 18.30 Type of determination

Value:  %

Additional information:

2. Main reducing agent (Coke /Coal/ natural gas/ Hydrogen/ other) ▼

3. N in (organic) forms ▼

4. Mn content ▼

5. Ni content ▼

6. Cr content ▼

Indirect Emissions qualifying parameters

Add new

Click to Add new Indirect emissions qualifying parameter.

P17, Blast furnace / Basic oxygen steel making

1. N in (organic) forms

N in (organic) forms - EQP7 (PERCENTAGE) ⓘ Default value: - Type of determination

Value:  %

Additional information:

# Emissions – Carbon Price Due tab

This section is optional. In case CO2 emissions have already been paid for or their payment is due in other countries, all relevant information can be filled in.

Carbon price due

[Add new](#)

1.,

Delete

Click to **Delete**

Country code \*

Type of instrument \*

Description and indication of legal act \*

Amount of the carbon price due \*

Currency \*

Exchange Rate to Euro \*

Amount (EURO)

Goods covered under carbon price due

[Add new](#)

Click to **Add new good covered under carbon price due**

1.

Type of product \*

Quantity of emissions covered \*

t CO2

Quantity covered by free allocations, any rebate or any other form of compensation \*

t CO2

CN of Product covered

Supplementary information

Goods measure (covered)

Net mass

Type of measurement unit

# Emissions – Supplementary tab

This section is optional. All supporting documents can be uploaded (e.g. Annual installation emissions report etc.). Select “Other” in the Type of document for non classified document types.

1. US | Fort Knox Metal works

Installations Emissions Parameters Carbon price due **Supplementary**

Emission's additional information

[Add new](#)

1.

Additional information \*

512

Supporting documents

[Add new](#)

**Click to Add new supporting document.**

**Click to Delete.**

Delete

Supporting documents

[Add new](#)

1.

Delete

Type *	Country of document issuance	Reference number *	Document line item number
<input type="text"/>	<input type="text"/>	<input type="text"/>	<input type="text"/>
TED01 - Annual installation report TED02 - Annual installation emissions report TED03 - Calculated emissions for the reported goods TED04 - Legal reference to NA emissions framework TED05 - Other	Issuance start date <input type="text"/>	Validity end date <input type="text"/>	
<input type="text"/>	<input type="text"/>	<input type="text"/>	<input type="text"/>
File			
The allowed file types for upload are: PDF, DOC, DOCX, XLS, XLSX, JPEG, XML. The maximum allowed file size is 20 MB			
<input type="button" value="Choose file"/> Drag and drop file here			
URI			
<input type="text"/>			

# Validate and save each Good Imported entry

The user shall validate and save separately every Good Imported along with its emissions.

Goods imported

CN code ▲	Country of origin ▼
<input type="text"/>	<input type="text"/>
! 72010000	PE

Non-validated Good.

Validation errors.

Goods imported

Add a good

1.73011000 | BH 3  
| Tonnes  
3 emissions 44

Add an emission

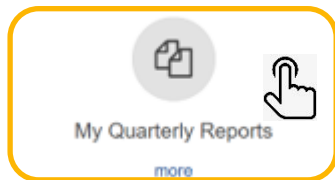
1. | GPK Korea 18

2. | 13

3. | 13

# CBAM Report Actions – Save draft

Once a report has been created, the “Save as draft” button needs to be clicked in order to save the draft Report.



European Commission | CBAM Carbon Border Adjustment Mechanism

Save draft report  
Report not saved, please fill in a draft report id

Cancel Validate **Save as draft** Submit

Reporting declarant	NCA	Reporting Period	Report ID	Issue date	State	Goods imported	Total emissions	Additional Information
Demo CBAM	NCA	2022 - Q4	-	-	Draft	0	0 t CO2	Add remarks

Header info **8**

Goods imported

Header info

Reporting declarant **2** Importer Representative Competent authority Signatures **6**

Please correct the following: **2 errors**

- Role | Declarant details  
This field is required
- City |  
This field is required

Declarant details

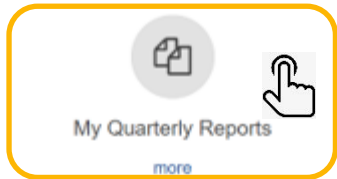
Name \*  **61** Identification number  **0** Role \*

Address

Member State of establishment Sub division City \*

Click to **Save as draft**

# CBAM Report Actions – Delete draft



- The "Delete" button is available when the saved Draft report is opened in view mode.
- Editing of a report is permitted when the report is in state "Draft", "Under Amendment" or "Under Correction".

European Commission | CBAM | Carbon Border Adjustment Mechanism | DEMO User CbamMonitor | EN

Home | Draft report ID: **DraftReportID**

Reporting declarant	Importer	Representative	NCA	Reporting Period	Issue date	State	Additional information
Demo CBAM				2023-Q2	02/08/2023 15:29:01	Draft	Remarks

Header info | Goods imported

**Header info**

Declarant details

Name	Demo CBAM	Identification number	GR293847584930295	Role	
------	-----------	-----------------------	-------------------	------	--

Address

Country of establishment	EC	Sub-division		City		Street	
Street additional line		Number		Postcode		P.O. Box	

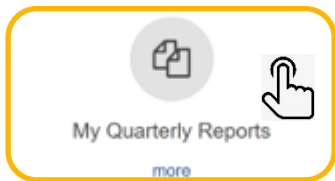
Buttons: Delete, Edit

Click to Delete the displayed draft

Click to Edit a report



# CBAM Report Actions – Validate



The report header can be validated by clicking the “Validate” button.

Draft report ID  Cancel Preview Validate Save as draft Submit

Reporting declarant	NCA	Reporting Period	Report ID	Issue date	State	Goods imported	Total emissions	Additional information
Demo CBAM		2022 - Q4	-	-		0	0 t CO2	Add remarks

Header info

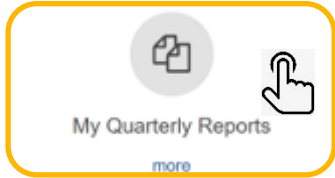
Goods Imported

**Header info**

Reporting declarant    Importer    Representative    Competent authority    Signatures

Click to **Validate** the report header

# CBAM Report Actions – Submit



Once the report is submitted, CBAM System will run the validations. If no errors occur, the report status changes to "Submitted" and a Report ID is assigned to the report.

Draft report ID  ✓

Cancel Preview Validate Save as draft **Submit**

Reporting declarant	NCA	Reporting Period	Report ID	Issue date	State	Goods imported	Total emissions	Additional information
Demo CBAM		2022 - Q4	-	-		0	0 t CO2	Add remarks

Header info


Goods Imported

**Header info**

Reporting declarant Importer Representative Competent authority Signatures

Click to **Submit a report.**

# CBAM Report Actions – Amend



A Declarant can perform changes to a submitted report by selecting the Amend action. The Report state will change state from "Submitted" to "Under Amendment".

European Commission | CBAM | Carbon Border Adjustment Mechanism | DEMO User | CbamMonitor | EN

Report ID: 233GR29384758493029501

Reporting declarant	Importer	Representative	NCA	Reporting Period	Issue date	State	Additional Information
Demo CBAM	Importer Name		NCA12345	2023-Q3	02/08/2023 11:51:58	Submitted	QRReport_001 remarks

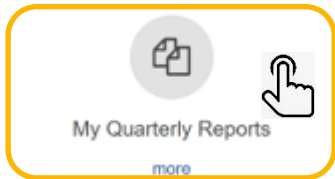
Buttons: Amend, Invalidate, History, Download PDF

Click to Amend a report (points to Amend button)

Click to Invalidate a report (points to Invalidate button)

When a report is in state "Submitted", then it can be invalidated to create a new report for the same reporting period

# CBAM Report Actions – Download PDF



The "Download PDF" button is available when the report is submitted.

European Commission | CBAM Carbon Border Adjustment Mechanism

DEMO User | CbamMonitor | EN

Report ID: **233GR29384758493029501** [Amend] [Invalidate] History [Download PDF]

Reporting declarant	Importer	Representative	NCA	Reporting Period	Issue date	State	Additional information
Demo CBAM	Importer Name		NCA12345	2023-Q3	02/08/2023 11:51:58	Submitted	QReport_001 remarks

**Header info**

**Goods imported**

1. 27160000 | CN  
50 MWH | 3000 Tonnes  
1 emissions

**Header info**

**Declarant details**

Name	Identification number	Role
Demo CBAM	GR293847584930295	03

**Address**

Country of establishment	Sub-division	City	Street
BE	BE Subdivision	Brussels	Brussels street
Street additional line	Number	Postcode	P.O. Box
Brussels street additional line	2	5555	PO 5555

Click to **Download PDF.**

# Operators Registry



Operators  
more





CBAM System allows to store information for third country operators of the installations producing CBAM Goods.

Click to **Create an operator**

Create an operator

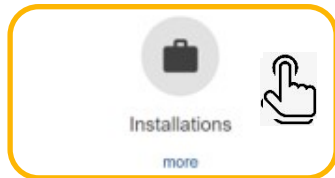
Operators registry

Operator ID ^	Operator name ^	Country code ^	City ^	Actions
<input type="text"/>	<input type="text"/>	<input type="text"/>	<input type="text"/>	
ChinaSteel	Shanghai MingShuo Steel Co	CN	Shanghai	 

Click to **Edit an Operator**

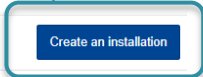
Click to **Delete an Operator**

# Installations Registry







CBAM System allows to store information for installations in third countries.

Click to **Create an installation**



Installations registry

Installation ID ^	Installation name ^	Country of establishment ^	City ^	Actions
<input type="text"/>	<input type="text"/>	<input type="text"/>	<input type="text"/>	
IN01	Bursa steel factory INC	TR	Istanbul	 
IN02	JMA Steel Factory INC	CA	Vancouver	 

Click to **Edit an Installation**

Click to **Delete an Installation**

# Create an Installation

Create an installation

Fields marked with an asterisk are mandatory

Maximum number of characters

Installation ID \*

Installation name \*

**Address**

Country of establishment \*

Sub-division

City

Street

Street additional line

Number

Postcode

P.O. Box

An installation needs to be linked with an operator. Click to Search in operators' registry

Search in operator registry

	Operator ID	Operator name	Country code	City
<input type="radio"/>	OP03-0001	Carousel Logistics LTD	CA	Vancouver
<input type="radio"/>	OP04-0001	TR Steel Operator LTD	TR	Istanbul
<input type="radio"/>	OP05-0002	CN Steel Operator LTD	CM	Shanghai
<input type="radio"/>	OP07-0003	Goldfinder, Inc.	US	Fort Knox
<input type="radio"/>	OP07-0004	Thunderball	BS	Nassau

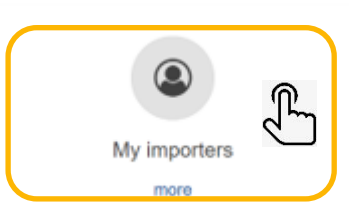
Items per page 10  
Showing 1-5 of 5

Cancel OK

The company name of the installation \*

[Search in third country installation operators registry](#)

# My importers



This is a list of all importers used in the CBAM Reports of a Reporting Declarant. For each importer, profile information is available as well as the comparison of Goods data from submitted CBAM reports with the data from the associated customs declarations.

My importers

Identifier ^	Name ^	Actions
<input type="text"/>	<input type="text"/>	
BE1457893	Declarant CBAM	
IMPID89101	Importer Name	

Items per page 10 ▾  
Showing 1–2 of 2

Click to **View Importer's profile.**



# Goods Imported



Importer  
Declarant CBAM

Compare CBAM declared quantity to Customs import quantity.

Profile **Goods Imported**

Report period	CN code	Country	CBAM quantity	Import quantity	Procedure
2022 - Q4	27160000	TR	128	0	1
Requested procedure			CBAM quantity	Import quantity	
43			128	0	
2022 - Q4	72061000	CN	150000	0	1
2023 - Q2	27160000	IN	5000	0	1
2022 - Q4	28080000	CA	12000	0	1
2022 - Q4	76090000	TR	550000	0	1
2022 - Q4	25070000	BS	150000	0	1



# Preferences

The user can select a language of their preference and fill in the default email for email communication. Please ensure to fill in the email upon login.

The screenshot displays the CBAM (Carbon Border Adjustment Mechanism) user interface. At the top, the European Commission logo is on the left, and the user profile 'DEMO User' with a language selector 'EN' is on the right. The main content area is titled 'Preferences' and contains a 'Details' section with 'Language:' and 'Email:' labels. A blue 'Edit' button is positioned below the 'Email:' label. A modal dialog titled 'Manage Preferences' is open, showing a dropdown menu for 'Language' set to 'English' and a text input field for 'Email' containing 'myemail@email.gr'. The dialog has 'Cancel' and 'OK' buttons at the bottom. Two callout boxes provide instructions: one points to the 'Edit' button with the text 'Click to Edit Preferences.', and another points to the user profile area with the text 'Click and select "Preferences".'



## ***5 minutes break***

*The webinar will resume in 5 min with the Demo*

**Demo**



## ***5 minutes break***

*The webinar will resume in 5 min with replies to some frequent questions from the chat*

## Questions?



**Thank you for your attention!**