



**Dear participants,
Welcome to the webinar session on the**

CBAM TRANSITIONAL REGISTRY

**Please be patient, the webinar will start at
14:00 (CET).**

This webinar will focus on the usage of the CBAM registry and the questions from participants should be relevant to the subject of the webinar.

Any questions outside the subject of the webinar will be noted and will be addressed later on by the Frequently Asked Questions document that will be published on the CBAM Europa site.

23 November 2023

The Carbon Border Adjustment Mechanism (CBAM)

Please make sure that you appear in Zoom with your name and affiliation.

If needed, rename yourself:

- Click on the "Participants" icon in the Zoom toolbar.
- In the "Participants" window, next to your name click on "More" and choose "Rename".
- Enter a new name and click "Rename" to save it. You will see the new name showing in the "Participants" window.

Starting time: 14:00 (CET)

23 November 2023

The Carbon Border Adjustment Mechanism (CBAM)



- ✓ All participants are muted
- ✓ Webinar is being recorded and will be made public
- ✓ Video recording is not allowed
- ✓ Please write your questions in the chat – they will be answered at the end of the webinar
- ✓ A feedback survey will appear on your screen at the end of webinar
- ✓ The presentation will be uploaded on the [DG TAXUD CBAM](#) webpage, where you can also find additional materials

CBAM Transitional Registry Session 1

Questions

[CBAM Transitional Registry user manual for Declarants](#)

[Provisional list of National Competent Authorities \(NCAs\) for the Carbon Border Adjustment Mechanism](#). There are still 2 MS pending.

The access to the CBAM Transitional Registry is managed by the NCAs. It is part of the NCAs responsibilities.

Training Objectives

- ✓ CBAM Report Data Model
- ✓ CBAM Report State Transition Diagram
- ✓ Access the CBAM Registry
- ✓ Operators & Installations Registry
- ✓ Home page
- ✓ Navigation into a CBAM Report
- ✓ Report Actions
- ✓ My Importers
- ✓ My Profile Information
- ✓ Preferences
- ✓ Supporting Documents
- ✓ Demo
- ✓ Questions & Answers

CBAM HEADER
1x

REPORT ISSUE DATE	
DRAFT REPORT ID	
REPORT ID	
REPORTING PERIOD	
YEAR	
REPORTING DECLARANT	1x
ADDRESS	1x
REPRESENTATIVE	0.1
ADDRESS	1x
IMPORTER	0.1
ADDRESS	1x
NATIONAL COMP. AUTH.	1x
SIGNATURES	1x
REPORT CONFIRMATION	1x
TYPE OF APPLICABLE RULES CONFIRMATION	0.1
REMARKS	0.1

CBAM GOODS IMPORTED
1..99999

GOODS ITEM NUMBER	
REPRESENTATIVE	0.1
ADDRESS	1x
IMPORTER	0.1
ADDRESS	1x
COMMODITY CODE	1x
HARMONIZED SYSTEM SUB-HEADING CODE	
COMBINED NOMENCLATURE CODE	
COMMODITY DETAILS	1x
COUNTRY OF ORIGIN	1x
IMPORTED QUANTITY PER CUSTOMS PROCEDURE	1x
PROCEDURE	1x
INWARD PROCESSING INFORMATION	1x
AREA OF IMPORT	0.1
GOODS MEASURE (PER PROCEDURE)	2x
SPECIAL REFERENCES FOR GOODS	0.1
GOODS MEASURE (IMPORTED)	1x
GOODS IMPORTED TOTAL EMISSIONS	1x
SUPPORTING DOCUMENTS (FOR GOODS)	0.99
ATTACHMENTS	0.1
REMARKS	0.1

CBAM GOODS EMISSIONS
1..999

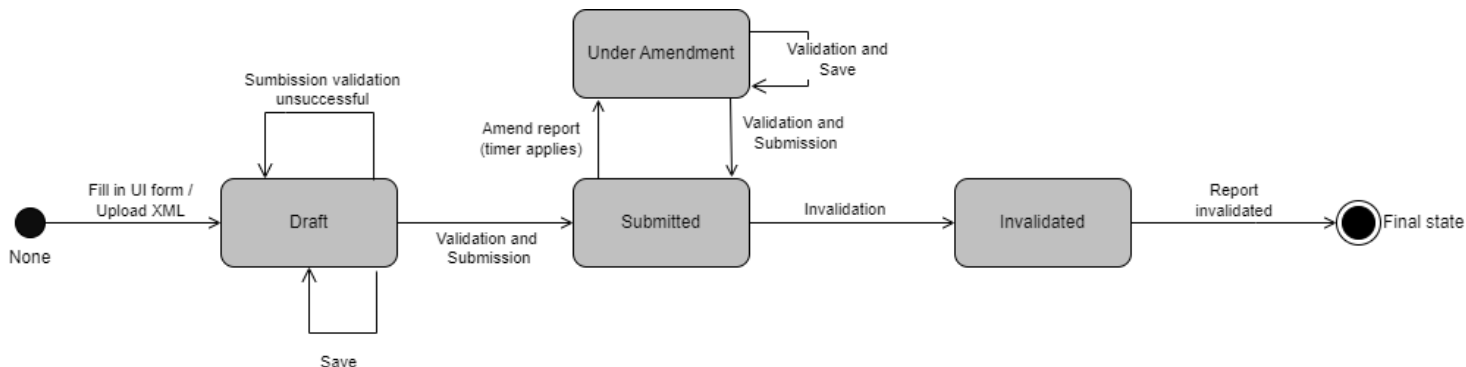
EMISSIONS SEQUENCE NUMBER	
COUNTRY OF PRODUCTION	
INSTALLATION OPERATOR	0.1
ADDRESS	1x
CONTACT DETAILS	1..9
INSTALLATION	0.1
ADDRESS	1x
GOODS MEASURE (PRODUCED)	1x
INSTALLATION EMISSIONS	1x
DIRECT EMBEDDED EMISSIONS	1x
INDIRECT EMBEDDED EMISSIONS	1x
PRODUCTION METHOD & QUALIFYING PARAMETERS	1..99
DIRECT EMISSIONS QUALIFYING PARAMETERS	0.99
INDIRECT EMISSIONS QUALIFYING PARAMETERS	0.99
SUPPORTING DOCUMENTS (FOR EMISSIONS DEFINITION)	0.99
ATTACHMENTS	0.1
CARBON PRICE DUE	0.99
PRODUCTS COVERED UNDER CARBON PRICE DUE	1..9
GOODS MEASURE (COVERED)	0.1
REMARKS	0.9



CBAM Report State Transition Diagram

Declarants

- Create a Report when the Reporting Period has been opened
- Save the Report as Draft (Edit and Save as many times as needed)
- Proceed with the Submission of the Report
- Amend the submitted Report to correct the contents (Amend as many times as needed provided that the Reporting Period is still open).
- Invalidate the Report



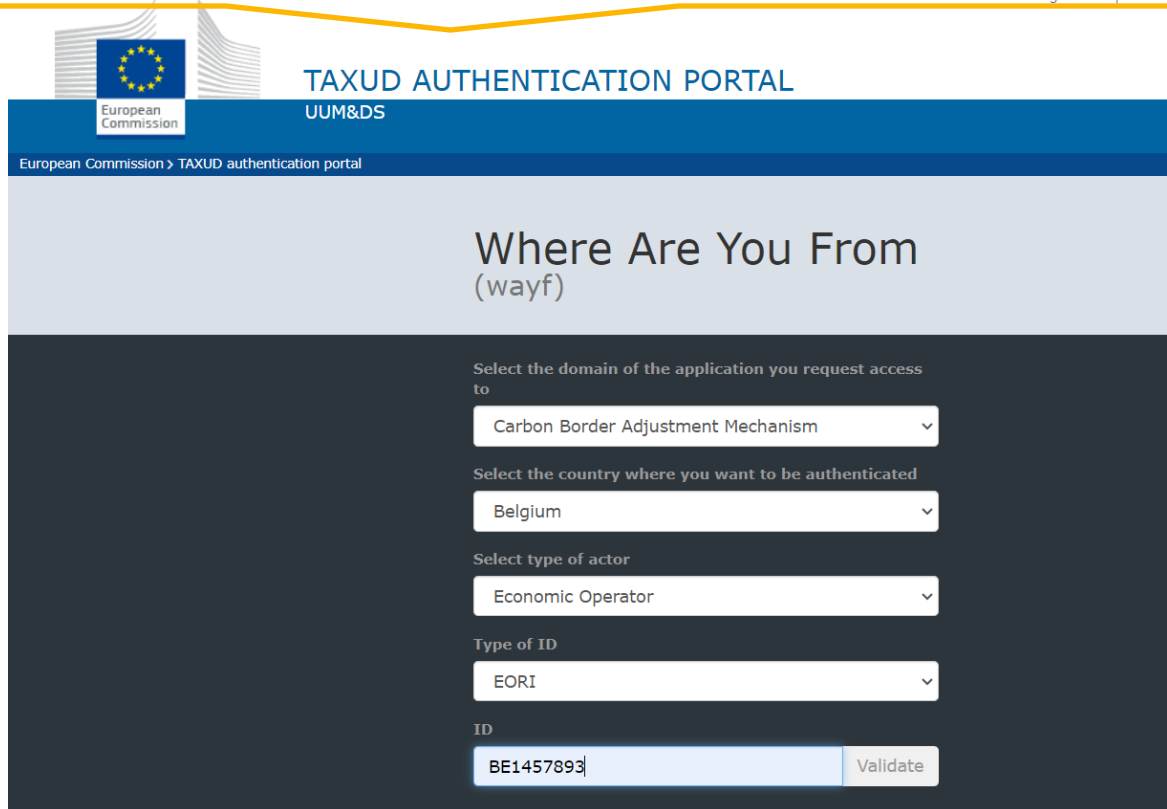
CBAM Transitional Registry Access

Users need to be registered in UUM&DS with the appropriate business profile.

CBAM Access		
Environment	Users	Endpoint
Production	All Declarants	https://cbam.ec.europa.eu/declarant
Conformance	All Declarants	https://conformance.cbam.ec.europa.eu/declarant

UUM&DS Authentication page

Access is only allowed to Importers, Indirect Custom Representatives registered in UUM&DS.



The screenshot shows the 'TAXUD AUTHENTICATION PORTAL UUM&DS' interface. At the top left is the European Commission logo. The main heading is 'Where Are You From (wayf)'. Below this are four dropdown menus: 'Select the domain of the application you request access to' (Carbon Border Adjustment Mechanism), 'Select the country where you want to be authenticated' (Belgium), 'Select type of actor' (Economic Operator), and 'Type of ID' (EORI). At the bottom, there is an 'ID' field containing 'BE1457893' and a 'Validate' button.

European Commission

TAXUD AUTHENTICATION PORTAL
UUM&DS

European Commission > TAXUD authentication portal

Where Are You From (wayf)

Select the domain of the application you request access to

Carbon Border Adjustment Mechanism

Select the country where you want to be authenticated

Belgium

Select type of actor

Economic Operator

Type of ID

EORI

ID

BE1457893 Validate

Home Page

Home Page – Upon successful authentication this screen will be shown

The screenshot displays the CBAM (Carbon Border Adjustment Mechanism) Home Page. At the top left, the European Commission logo is visible next to the text 'European Commission' and 'CBAM Carbon Border Adjustment Mechanism'. On the top right, the user is identified as 'DEMO User CbamMonitor' with a profile icon and a language selector set to 'EN'. A dark blue navigation bar contains a hamburger menu icon. Below this, a light grey sidebar lists navigation options: Home (selected), Reports, Installations, Operators, My importers, and My profile information. The main content area features five interactive cards: 'My Quarterly Reports', 'Installations', 'Operators', 'My importers', and 'My profile information'. Each card includes a representative icon, the title, and a 'more' link.

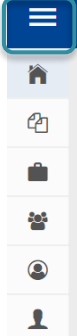
Home Page

Main Navigation Bar




CBAM
Carbon Border Adjustment Mechanism


DEMO User
CbamMonitor  EN




See a table organised per quarters of the year. For each quarter, a CBAM report might exist.


My Quarterly Reports
[more](#)


See the registry of Operators.


Operators
[more](#)


See the registry of Declarant's 3rd country Installations.


Installations
[more](#)

See the list of importers included in Declarant's CBAM reports


My importers
[more](#)

See the information of the logged-in user in the left side and the Reporting Declarant information on the right side.


My profile information
[more](#)

Operators Registry



Operators
more





CBAM System allows to store information for third country operators of the installations producing CBAM Goods.

Click to **Create an operator**

Create an operator


Operators registry

Operator ID ^	Operator name ^	Country code ^	City ^	Actions
<input type="text"/>	<input type="text"/>	<input type="text"/>	<input type="text"/>	
ChinaSteel	Shanghai MingShuo Steel Co	CN	Shanghai	 

Click to **Edit an Operator**

Click to **Delete an Operator**

Installations Registry



CBAM System allows to store information for installations in third countries.

Click to **Create an installation**

Create an Installation

Installations registry

Installation ID ^	Installation name ^	Country of establishment ^	City ^	Actions
<input type="text"/>	<input type="text"/>	<input type="text"/>	<input type="text"/>	
IN01	Bursa steel factory INC	TR	Istanbul	
IN02	JMA Steel Factory INC	CA	Vancouver	

Click to **Edit an Installation**

Click to **Delete an Installation**

Create an Installation

Create an installation

Fields marked with an asterisk are mandatory

Maximum number of characters

Installation ID *

Installation name *

Address

Country of establishment *

Sub-division

City

Street

Street additional line

Number

Postcode

P.O. Box

An installation needs to be linked with an operator. Click to Search in operators' registry

Search in operator registry

	Operator ID	Operator name	Country code	City
<input type="radio"/>	OP03-0001	Carousel Logistics LTD	CA	Vancouver
<input type="radio"/>	OP04-0001	TR Steel Operator LTD	TR	Istanbul
<input type="radio"/>	OP05-0002	CN Steel Operator LTD	CM	Shanghai
<input type="radio"/>	OP07-0003	Goldfinder, Inc.	US	Fort Knox
<input type="radio"/>	OP07-0004	Thunderball	BS	Nassau

Items per page 10
Showing 1-5 of 5

Cancel OK

The company name of the installation *

My quarterly reports



My Quarterly Reports
more



The user can view CBAM reports organised per quarter. If there are no reports and the reporting period is open for submission, then the user can create or upload a report.

Click to **Upload a zip file** that will include the XML of the CBAM Report and any relevant attachments

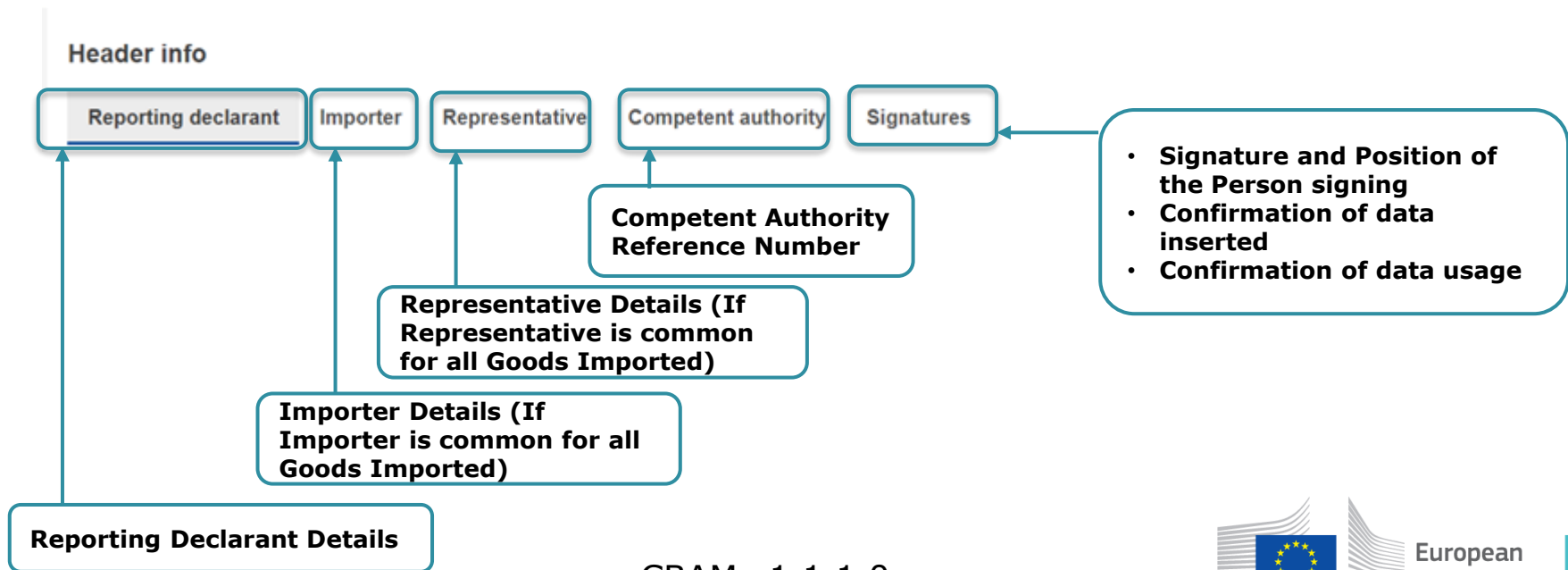
My Quarterly Reports

Quarter	Year	Last edited	State	Report	Invalidated Reports	Actions
Q3	2023			Not Added yet		
Q2	2023			Not Added yet		Create Upload

Click to **Create a quarterly report** and manually fill in the data

CBAM Report – Header tabs

General report information is stored in the header.



Header - Reporting declarant

Header info

Reporting declarant

Importer

Representative

Competent authority

Signatures

Declarant details

Name *

Demo CBAM

61

Identification number

GR293847584930295

0

Role *

Importer for all Goods

Importer for all Goods

Representative for all Goods

Importer for some Goods / Representative for some Goods

35

Address

Member state or Country of establishment

BE - Belgium

▼

Sub-division

35

Street

70

Street additional line

70

Number

35

Postcode

17

P.O. Box

70

"Role" is a mandatory field

"Identification number" and "Country of establishment" are filled in automatically

Header - Importer

Declare Importer at Header if Importer is common for all Goods Imported

Header info

Reporting declarant **Importer** Representative Competent authority Signatures 1

i If importer is defined here it will be applied for every good item. If the report includes multiple importers, they need to be defined separately for each good.

Declarant acts as importer

Add importer

Click to **Add importer**,
if the importer is not
the same as the
Reporting Declarant

Check the box, if the
Reporting Declarant is the
importer for all goods

Reporting declarant **Importer** Representative Competent authority Signatures

i If importer is defined here it will be applied for every good item. If the report includes multiple importers, they need to be defined separately for each good.

Importer details

Delete

Name *	70	Identification number *	17		
Address					
Member State of establishment *	Sub-division	35	City *	35	
Street	70	Street additional line	70	Number	35
Postcode	17	P.O. Box	70		

Header - Representative

Declare Representative at Header if Representative is common for all Goods Imported

Header info

Reporting declarant Importer **Representative** Competent authority Signatures 1

i If representative is defined here it will be applied for every good item. If the report includes multiple representatives, they need to be defined separately for each good.

Declarant acts as representative

Add representative

Click to **Add representative**, if the representative is not the same as the Reporting Declarant

Check the box, if the Reporting Declarant is the importer's representative for all goods

Reporting declarant Importer **Representative** Competent authority Signatures

i If representative is defined here it will be applied for every good item. If the report includes multiple representatives, they need to be defined separately for each good.

Representative details

Delete ^

Name *	70	Identification number *	17		
<input type="text"/>		<input type="text"/>			
Address					
Member State of establishment *	Sub-division	35	City *	35	
<input type="text"/>	<input type="text"/>		<input type="text"/>		
Street	70	Street additional line	70	Number	35
<input type="text"/>		<input type="text"/>		<input type="text"/>	
Postcode	17	P.O. Box	70		
<input type="text"/>		<input type="text"/>			

Header - Competent Authority

Competent Authority reference number is automatically filled in based on the country where the Reporting Declarant's EORI number belongs to.

If it is not filled in automatically, the user needs to contact their respective National Competent Authority Service Desk.

Header info

Reporting declarant

Importer

Representative

Competent authority

Signatures

Competent authority

Reference number *

120

BE000017

Header - Signatures

Header info

Reporting declarant

Importer

Representative

Competent authority

Signatures

Report confirmation

Date of signature *

Place of signature *

 128

Signature (Full Name) *

 128

Position of person signing *

 128

I certify that to the best of my knowledge the information provided on this form and attachments is accurate and complete.

I confirm that the data and information provided in this CBAM Report are to be used and shared between the EU commission and Competent Authorities in accordance with Regulation (EU) 2023/956 of the European Parliament and of the Council of 10 May 2023 establishing a carbon border adjustment mechanism, Commission Implementing Regulation (EU) 2023/xxxx laying down the rules for the application of Regulation (EU) 2023/956 of the European Parliament and of the Council as regards reporting obligations for the purposes of the carbon border adjustment mechanism during the transitional period, and Union or national law.

All fields are mandatory to be filled to submit the report

CBAM Report – Header Actions

Available actions at the Header of the Report. Some actions are available in all states. Some are related to the current state of the Report.

Draft report ID
999GR29384758493029501

Reporting declarant	NCA	Reporting Period	Report ID	Issue date	State	Goods imported	Total emissions
Demo CBAM	BE000017	2023 - Q2	-	-	Draft	1	1564 t CO2

Header info

Reporting declarant **1** | Importer | Representative | Competent authority | Signatures **1**

Please correct the following:
City: |
This field is required

Declarant details

Name * 81 | Identification number 0 | Role *

Address

Member state or Country of establishment 35 | Sub-division 35 | City * 35

Street 70 | Street additional line 70 | Number 35

Postcode 17 | P.O. Box 70

Additional information
Add remarks

Click to **Cancel** | Click to **Preview** | Click to **Validate** | Click to **Save as draft** | Click to **Submit**

Click to **Save the Report Header**

Click to **Validate the Report Header**

CBAM Report – Add a Good Imported

At least one good must be declared in the report.

Draft report ID
999GR29384758493029501

Cancel Preview Validate Save as draft Submit

Reporting declarant Demo CBAM	NCA BE000017	Reporting Period 2023 - Q2	Report ID -	Issue date -	State Draft	Goods imported 1	Total emissions 1564 t CO2	Additional information Add remarks
----------------------------------	-----------------	-------------------------------	----------------	-----------------	----------------	---------------------	-------------------------------	---------------------------------------

Header info

Goods imported

Add a good

CN code	Country of origin	Importer	Representative	Quantity	Goods imported total emissions	Actions
<input type="text"/>	<input type="text"/>	<input type="text"/>	<input type="text"/>	<input type="text"/>	<input type="text"/>	<input type="button" value="Edit"/>
72061000	AL			12	1564 t CO2	<input type="button" value="Edit"/> <input type="button" value="Delete"/>

Items per page 10
Showing 1–1 of 1

Click to **Add a good**

Add a good

Add a good

1. 72061000 | AL
12 Tonnes | 1564 t CO2
2 emissions

Edit

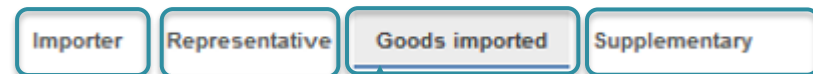
Click to **Edit or Delete a good**

Click to **Add a good**

CBAM Report – Goods Imported Tabs

Each Good Imported contains 4 tabs

Goods imported 72015010



Include any Additional Information and any Attachments that might be relevant to the specific CBAM Good

Declare CN Code, Country of Origin, Quantity, Procedures and more..

If Representatives vary, then these must be declared in each Goods Imported

If Importers vary, then these must be declared in each Goods Imported

Goods Imported – Importer & Representative

Declare Importer at Goods Imported Level if Importers are not common for all Goods Imported.

Declare Representative at Goods Imported Level if Representatives are not common for all Goods Imported.

In the case that Importer and/or Representative are declared in the Header level, the corresponding tabs are hidden on the Goods Imported Level.

Goods imported – Goods Imported Tab

Goods imported

Importer Representative **Goods imported** Supplementary

Select HS sub-heading code.

Commodity

HS sub-heading code *

CN code *

Description of goods *

Country of origin

Country code *

Click to Add new Imported quantity per customs procedure

Imported quantity per customs procedure

Add new

Click to Add new Quantity per procedure

Commodity

HS sub-heading code *

72

720000 - IRON AND STEEL

720100 - I. PRIMARY MATERIALS; PR...

720110 - Non-alloy pig iron containing ...

720120 - Non-alloy pig iron containing ...

720150 - Alloy pig iron; spiegeleisen

1. Requested procedure: | Area of import:

Area of import

Area of import

Procedure

Requested procedure *

Previous procedure

Goods measure (per procedure)

Add new

Net mass *

Type of measurement unit *

Special references for goods

Additional information

Goods measure (imported)

Net mass

Type of measurement unit *

Goods imported total emissions

Goods total emissions

Goods emissions per unit of product

Goods direct emissions

Goods indirect emissions

t CO2

tCO2/unit

t CO2

t CO2

Type of measurement unit for emissions *

Tonnes

CBAM v1.1.1.0

Goods Imported – Supplementary Tab

Goods imported

Importer Representative Goods imported **Supplementary**

Goods' additional information

Remarks 512

Supporting documents

[Add new](#)

Click to Add new supporting document

Click to Delete.

Delete

1.

Type *	Country of document issuance	Reference number *	Document line item number
<input type="text"/>	<input type="text"/>	<input type="text"/> 70	<input type="text"/> 5
Issuing authority name	Validity start date	Validity end date	
<input type="text"/> 70	<input type="text"/> dd/mm/yyyy	<input type="text"/> dd/mm/yyyy	
Description			
<input type="text"/> 256			
File			
The allowed file types for upload are: PDF, DOC, DOCX, XLS, XLSX, JPEG, XML. The maximum allowed file size is 20 MB	<input type="button" value="Choose file"/> Drag and drop file here		
URI			
<input type="text"/> 2048			



CBAM Report – Emissions

For each CBAM good added in the report, its respective emissions need to be declared.

Goods imported
73021028


Back Validate Save

CN code	Importer	Representative	Country of origin	Quantity	Goods imported total emissions
73021028			AO		

Goods imported 73021028
Of a weight per metre of less than 36|kg

Emissions

[Add an emission](#)

1. | 

Click to Delete an emission

1. |

Installations Emissions Parameters Carbon price due Supplementary

Country of production

The company name of the installation

[Add new](#)

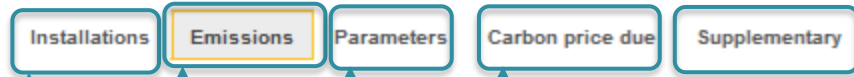
Installation

[Add new](#)

Click to Add an emission

CBAM Report – Emissions Tabs

Each Emission entry contains 5 tabs



Include any Additional Information and any Attachments that might be relevant to the specific Emissions entry of the CBAM Good. Calculation model should be attached in every Emissions entry

Declare any Carbon price due

Declare Production Method and Emissions Qualifying Parameters

Declare Direct and Indirect embedded emissions for the quantity imported

Declare Country of Production, Installation and Operator

Emissions – Installations tab

- Country of production is a mandatory field.
- Operator and Installation are optional fields, but it is advised to define them.
- Frequently used operators/installations should be stored in Operator/Installation registry respectively to facilitate the completion of this data in the CBAM Report.

1. |

Installations Emissions Parameters Carbon price due Supplementary

Country of production

US - United States

“Country of production” is mandatory

The company name of the installation

Add new

Click to Add an Operator

Installation

Add new

Click to Add an Installation

Emissions – Installations tab

Add a new Operator

Click to **Delete**
an Operator.

Click to **Select an Operator**
from the
operator's registry.

Click to **Add**
contact
person.

1. |

Installations Emissions Parameters Carbon price due Supplementary

Country of production
US - United States

The company name of the installation

The company name of the installation

Search in third country installation operators registry

Operator ID* [17] Operator name* [70]

Address

Country code* [35] Sub-division [35] City* [35]

Street [70] Street additional line [70] Number [35]

Postcode [17] P.O. Box [70]

Contact person

Add new

Contact details

Name* [70] E-mail* [256] Phone number* [35]

Installation

Add new

Delete

Emissions – Installations tab

Add a new Installation

Click to Delete an Installation.

Installation

IN04, Fort Knox Metal works Delete ^

Installation ID * 13 Installation name * 49

Address

Country of establishment * 35 Sub-division 35 City 26

Street 70 Street additional line 70 Number 35

Postcode 17 P.O. Box 70 Plot or parcel number 15

UNLOCODE Coordinate latitude (N-S) 17 Coordinate longitude (E-W) 17 Type of coordinates

Click to Select an Installation from the Installations registry.

Emissions – Emissions tab

For all goods except electricity, both direct and indirect embedded emissions need to be reported.

1. US | Fort Knox Metal works

Installations **Emissions** Parameters Carbon price due Supplementary

Goods measure (produced)

Net mass * Type of measurement unit *

Direct embedded emissions

Type of determination * Type of applicable reporting methodology * Applicable reporting methodology

Specific (direct) embedded emissions * tCO₂/unit Type of measurement unit *

Indirect embedded emissions

Type of determination * Source of emission factor * Source of electricity * Other source indication

Electricity consumed * Emission factor * Specific (indirect) embedded emissions Type of measurement unit *

Installation emissions

Installation total emissions t CO₂ Installation direct emissions t CO₂ Installation indirect emissions t CO₂ Type of measurement unit for emissions *

Emissions – Parameters tab

This tab contains the Production Methods and the Emissions Qualifying Parameters associated with the specific CBAM Good.
The contents of the tab vary based on the good selected.
Production Method is mandatory.
The Emissions Qualifying Parameters are optional.

1. | GPK Korea

Installations Emissions **Parameters** Carbon price due Supplementary

Production method

1.P17, Blast furnace / Basic oxygen steel making

Method	Identification number of the specific steel mill	Additional information
P17 - Blast furnace / Basic oxygen steel making	<input type="text"/>	<input type="text"/>

Emissions – Parameters tab

In direct & indirect emissions qualifying parameters, the recommended qualifying parameters per production method are added automatically in the Report.

Direct Emissions qualifying parameters

Add new

Click to Add new Direct emissions qualifying parameter.

P17, Blast furnace / Basic oxygen steel making

1. Scrap used Amount of scrap used per amount of crude steel

Scrap used - EQP10 (PERCENTAGE) ⓘ Default value: 18.30 Type of determination:

Value: %

Additional information:

2. Main reducing agent (Coke /Coal/ natural gas/ Hydrogen/ other) ⌵

3. N in (organic) forms ⌵

4. Mn content ⌵

5. Ni content ⌵

6. Cr content ⌵

Indirect Emissions qualifying parameters

Add new

Click to Add new Indirect emissions qualifying parameter.

P17, Blast furnace / Basic oxygen steel making

1. N in (organic) forms ⌵

N in (organic) forms - EQP7 (PERCENTAGE) ⓘ Default value: - Type of determination:

Value: %

Additional information:

Emissions – Carbon Price Due tab

This section is optional. In case CO2 emissions have already been paid for or their payment is due in other countries, all relevant information can be filled in.

1. US | Fort Knox Metal works

Installations Emissions Parameters **Carbon price due** Supplementary

Provide supplementary information for instrument reference description

Please provide the national legal basis of the carbon pricing scheme including the implementing provisions and their respective sources.
Please enclose with this report one of the following:

- a. A web address which provides direct access to it, and
- b. a copy of the relevant extracts of the final text(s) of the legal basis

Please provide the above in the 'Supplementary tab' under in the 'Supporting Documents' section.

Carbon price due

Add new

Click to **Add new Carbon price due details.**

Emissions – Carbon Price Due tab

Multiple sections can be added based on the country/type of instrument combinations.

Carbon price due

[Add new](#)

1. [Delete](#)

Country code *	Type of instrument *	Description and indication of legal act *	
<input type="text"/>	<input type="text"/>	<input type="text"/>	
Amount of the carbon price due *	Currency *	Exchange Rate to Euro *	Amount (EURO)
<input type="text"/>	<input type="text"/>	-	<input type="text"/>

Goods covered under carbon price due

[Add new](#)

1.

Type of product *	Quantity of emissions covered *	Quantity covered by free allocations, any rebate or any other form of compensation *	CN of Product covered
<input type="text"/>	<input type="text"/> t CO2	<input type="text"/> t CO2	<input type="text"/>
Supplementary information			
<input type="text"/>			
Goods measure (covered)			
Net mass	Type of measurement unit		
<input type="text"/>	<input type="text"/>		

Click to **Delete**.

Click to **Add new good covered under carbon price due**.

Emissions – Supplementary tab

This section is optional. In this section all supporting documents can be uploaded (e.g., Annual installation emissions report etc.). Select “Other” in the Type of document for non classified document types.

1. US | Fort Knox Metal works

Installations Emissions Parameters Carbon price due **Supplementary**

Emission's additional information

[Add new](#)

1.

Additional information *

512

Supporting documents

[Add new](#)

Click to Add new supporting document.

Click to Delete.

Delete

Supporting documents

[Add new](#)

1. [Delete](#) ^

Type *	Country of document issuance	Reference number *	Document line item number
<input type="text" value="TED03 - Calculated emissions for the reported goods"/>	<input type="text" value=""/>	<input type="text" value="70"/>	<input type="text" value="5"/>
TED01 - Annual installation report TED02 - Annual installation emissions report TED03 - Calculated emissions for the reported goods TED04 - Legal reference to NA emissions framework TED05 - Other	Validity start date <input type="text" value="dd/mm/yyyy"/>	Validity end date <input type="text" value="dd/mm/yyyy"/>	

File

The allowed file types for upload are: PDF, DOC, DOCX, XLS, XLSX, JPEG, XML. The maximum allowed file size is 20 MB

Drag and drop file here

URI

Validate and save each Good Imported entry

The user shall validate and save separately every Good Imported along with its emissions.

Goods imported

CN code ▲	Country of origin ▼
<input type="text"/>	<input type="text"/>
! 72010000	PE

Non-validated Good.

Validation errors.

Goods imported

Add a good

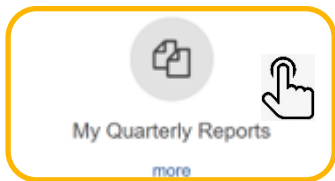
1.73011000 | BH 3
| Tonnes
3 emissions 44

Add an emission

1. | GPK Korea 18
2. | 13
3. | 13

CBAM Report Actions – Save draft

Once a report has been created, the “Save as draft” button needs to be clicked in order to save the draft Report.



European Commission | CBAM Carbon Border Adjustment Mechanism

Save draft report
Report not saved, please fill in a draft report id

Cancel Validate **Save as draft** Submit

Reporting declarant	NCA	Reporting Period	Report ID	Issue date	State	Goods imported	Total emissions	Additional Information
Demo CBAM	NCA	2022 - Q4	-	-	Draft	0	0 t CO2	Add remarks

Header info **8**

Goods imported

Header info

Reporting declarant **2** Importer Representative Competent authority Signatures **6**

Please correct the following: **2 errors**

- Role | Declarant details
This field is required
- City |
This field is required

Declarant details

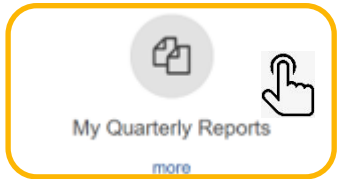
Name * **61** Identification number **0** Role *

Address

Member State of establishment Sub division City *

Click to **Save as draft**

CBAM Report Actions – Delete draft



The "Delete" button is available when the saved report is opened in view mode.

European Commission | CBAM | Carbon Border Adjustment Mechanism | DEMO User CbamMonitor EN

Home | Draft report ID: **DraftReportID** | **Delete** | **Edit**

Reporting declarant	Importer	Representative	NCA	Reporting Period	Issue date	State	Additional information
Demo CBAM				2023-Q2	02/08/2023 15:29:01	Draft	Remarks

Header info | **Header info**

Goods imported | Declarant details

Name	Identification number	Role
Demo CBAM	GR293847584930295	

Address

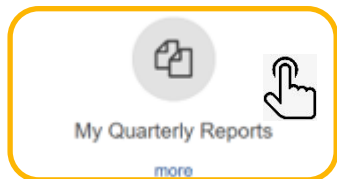
Country of establishment	Sub-division	City	Street
EC			

Street additional line	Number	Postcode	P.O. Box

Click to Delete the displayed draft

CBAM Report Actions – Edit

Editing of a report is permitted when the report is in state "Draft", "Under Amendment" or "Under Correction".



European Commission | CBAM | Carbon Border Adjustment Mechanism

DEMO User | CbamMonitor | EN

Home | Draft report ID | DraftReportID | Delete | Edit

Reporting declarant	Importer	Representative	NCA	Reporting Period	Issue date	State	Additional information
Demo CBAM				2023-Q2	02/08/2023 15:29:01	Draft	Remarks

Header info

Goods imported

Header info

Declarant details

Name	Identification number	Role
Demo CBAM	GR293847584930295	

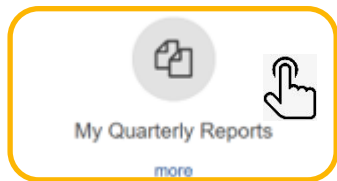
Address

Country of establishment	Sub-division	City	Street
EC			

Street additional line	Number	Postcode	P.O. Box

Click to Edit a report

CBAM Report Actions – Validate



The report header can be validated by clicking the “Validate” button.

Draft report ID Cancel Preview Validate Save as draft Submit

Reporting declarant	NCA	Reporting Period	Report ID	Issue date	State	Goods imported	Total emissions	Additional information
Demo CBAM		2022 - Q4	-	-		0	0 t CO2	Add remarks

Header info

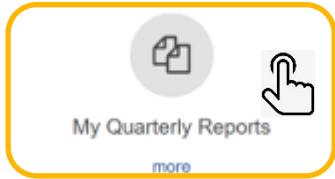
Goods Imported

Header info

Reporting declarant | Importer | Representative | Competent authority | Signatures

Click to **Validate** the report header

CBAM Report Actions – Submit



Once the report is submitted, CBAM System will run the validations and if no errors occur, the report status changes to "Submitted" and a Report ID is assigned to the report.

Draft report ID ✓

Cancel Preview Validate Save as draft **Submit**

Reporting declarant	NCA	Reporting Period	Report ID	Issue date	State	Goods imported	Total emissions	Additional information
Demo CBAM		2022 - Q4	-	-		0	0 t CO2	Add remarks

Header info

Goods Imported

Header info

Reporting declarant Importer Representative Competent authority Signatures

Click to **Submit a report.**

CBAM Report Actions – Amend



My Quarterly Reports

more



A Declarant can perform changes to a report by selecting the Amend action. The Report state will change from “Submitted” to “Under Amendment”.

The screenshot shows the CBAM web interface. At the top, there is a header with the European Commission logo, the text 'CBAM Carbon Border Adjustment Mechanism', and a user profile for 'DEMO User CbamMonitor'. Below the header is a navigation menu with icons for home, reports, and user profile. The main content area displays a report card for Report ID 233GR29384758493029501. The report card includes a table with columns for Reporting declarant, Importer, Representative, NCA, Reporting Period, Issue date, State, and Additional information. The 'Amend' button is highlighted with a blue box and a callout that says 'Click to Amend a report.' Below the table, there are sections for 'Header info' and 'Goods imported'.

Reporting declarant	Importer	Representative	NCA	Reporting Period	Issue date	State	Additional information
Demo CBAM	Importer Name		NCA12345	2023-Q3	02/08/2023 11:51:58	Submitted	QReport_001 remarks

Header info

Goods imported

1. 27160000 | CN
50 MWH | 3000 Tonnes
1 emissions

Header info

Declarant details

Name	Identification number	Role
Demo CBAM	GR293847584930295	03

Address

Country of establishment	Sub-division	City	Street
BE	BE Subdivision	Brussels	Brussels street

Street additional line	Number	Postcode	P.O. Box
Brussels street additional line	2	5555	PO 5555

Report Actions – Invalidate



My Quarterly Reports

more



When a report is in state "Submitted", the report can be invalidated to create a new report for the same reporting period

The screenshot shows the CBAM (Carbon Border Adjustment Mechanism) reporting interface. At the top, it displays the European Commission logo and the text 'CBAM Carbon Border Adjustment Mechanism'. The user is identified as 'DEMO User CbamMonitor'. The main content area shows a report with ID '233GR29384758493029501' in a 'Submitted' state. A table below the report details the reporting declarant, importer, representative, NCA, reporting period, issue date, and state. A callout box highlights the 'Invalidate' button, with a text box stating 'Click to Invalidate a report.'

Reporting declarant	Importer	Representative	NCA	Reporting Period	Issue date	State	Additional information
Demo CBAM	Importer Name		NCA12345	2023-Q3	02/08/2023 11:51:58	Submitted	QReport_001 remarks

Header info		Header info	
Goods imported		Declarant details	
1. 27160000 CN	50 MWH 3000 Tonnes	Name	Identification number
1 emissions		Demo CBAM	GR293847584930295
		Role	
		03	
		Address	
Country of establishment	Sub-division	City	Street
BE	BE Subdivision	Brussels	Brussels street
Street additional line	Number	Postcode	P.O. Box
Brussels street additional line	2	5555	PO 5555

CBAM Report Actions – Download PDF



My Quarterly Reports

more



The “Download PDF” button is available when the report is submitted.

The screenshot shows the CBAM web interface. At the top, there is a header with the European Commission logo and the text 'CBAM Carbon Border Adjustment Mechanism'. On the right, it says 'DEMO User' and 'CbamMonitor' with a profile icon and a language selector 'EN'. Below the header is a navigation menu. The main content area displays a report card for Report ID **233GR29384758493029501**. The card includes buttons for 'Amend', 'Invalidate', 'History', and 'Download PDF'. Below the buttons is a table with the following data:

Reporting declarant	Importer	Representative	NCA	Reporting Period	Issue date	State	Additional information
Demo CBAM	Importer Name		NCA12345	2023-Q3	02/08/2023 11:51:58	Submitted	QReport_001 remarks

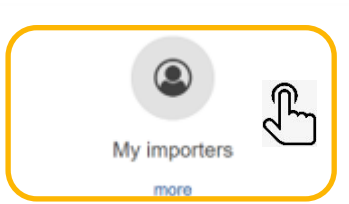
Below the table, there are two sections: 'Header info' and 'Goods imported'. The 'Header info' section contains 'Declarant details' and 'Address'.

Declarant details			
Name	Identification number	Role	
Demo CBAM	GR293847584930295	03	
Address			
Country of establishment	Sub-division	City	Street
BE	BE Subdivision	Brussels	Brussels street
Street additional line	Number	Postcode	P.O. Box
Brussels street additional line	2	5555	PO 5555

The 'Goods imported' section shows: 1. 27160000 | CN, 50 MWH | 3000 Tonnes, 1 emissions.

Click to **Download PDF**.

My importers



This is a list of all importers used in the CBAM Reports of a Reporting Declarant. For each importer, profile information is available as well as the comparison of Goods data from submitted CBAM reports with the data from the associated customs declarations.

My importers

Identifier ^	Name ^	Actions
<input type="text"/>	<input type="text"/>	
BE1457893	Declarant CBAM	
IMPID89101	Importer Name	

Items per page 10 ▾
Showing 1–2 of 2

Click to **View Importer's profile.**

Goods Imported



Importer

Declarant CBAM

Profile

Goods Imported

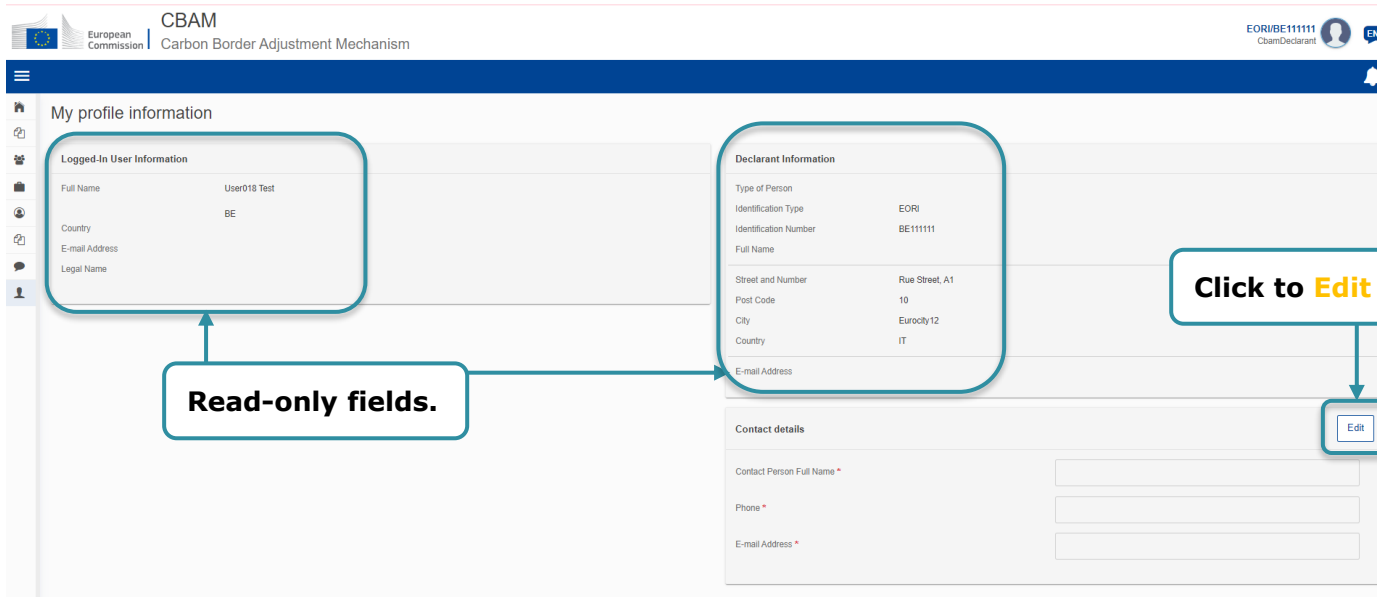
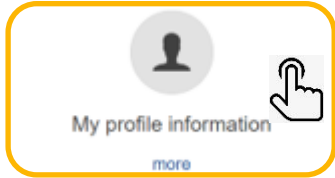
Compare CBAM declared quantity to Customs import quantity.

Report period	CN code	Country	CBAM quantity	Import quantity	Procedure
2022 - Q4	27160000	TR	128	0	1
Requested procedure			CBAM quantity	Import quantity	
43			128	0	
2022 - Q4	72061000	CN	150000	0	1
2023 - Q2	27160000	IN	5000	0	1
2022 - Q4	28080000	CA	12000	0	1
2022 - Q4	76090000	TR	550000	0	1
2022 - Q4	25070000	BS	150000	0	1



My profile information

Information is obtained from UUM&DS & CRS. In case the information is not accurate, the user should contact their NCA Authority.



European Commission | CBAM | Carbon Border Adjustment Mechanism | EORI/BE111111 | ClaimDeclarant | EN

My profile information

Logged-In User Information	
Full Name	User018 Test
Country	BE
E-mail Address	
Legal Name	

Declarant Information	
Type of Person	
Identification Type	EORI
Identification Number	BE111111
Full Name	
Street and Number	Rue Street, A1
Post Code	10
City	Eurocity12
Country	IT
E-mail Address	

Click to Edit Contact details.

Read-only fields.

Contact details

Contact Person Full Name *

Phone *

E-mail Address *

Preferences

The user can select a language of their preference and fill in the default email for email communication. Please ensure to fill in the email upon login.

The screenshot displays the CBAM (Carbon Border Adjustment Mechanism) user interface. At the top, the European Commission logo is on the left, and the user profile 'DEMO User' with a language selector 'EN' is on the right. The main content area is titled 'Preferences' and contains a 'Details' section with 'Language:' and 'Email:' labels. A blue 'Edit' button is positioned below the 'Email:' label. A modal dialog titled 'Manage Preferences' is open, showing a dropdown menu for 'Language' set to 'English' and a text input field for 'Email' containing 'myemail@email.gr'. The dialog has 'Cancel' and 'OK' buttons at the bottom right. Two callout boxes provide instructions: one points to the 'Edit' button with the text 'Click to Edit Preferences.', and another points to the user profile area with the text 'Click and select "Preferences".'

Supporting Documents

Regulation

- [CBAM Regulation](#)
- [CBAM Implementing Act](#)
- [Annexes to the CBAM Implementing Regulation](#)

NCA's Provisional List:

- [Provisional List of NCAs](#)

CBAM Registry User Manual

- [CBAM Declarant Portal](#)

The Carbon Border Adjustment Mechanism



5 minutes break

*We will resume the webinar in 5 min
to start the Demo*

Demo

The Carbon Border Adjustment Mechanism



5 minutes break

*We will resume the webinar in 5 min
to answer questions from the chat*

Questions?



Thank you for your attention!