

This is a quick and handy summary of the most relevant course information.

1 Learning objectives

By the end of this course, you will have learned about:

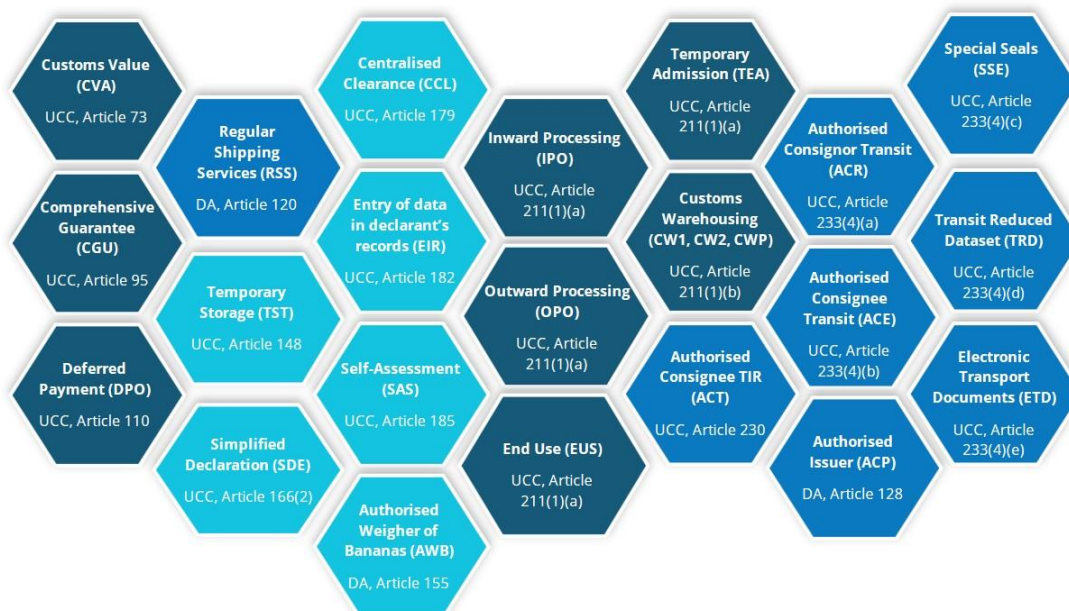
- the scope, purpose and impact of the CDS,
- the standard customs decisions process flow in the system and
- the transitional provisions.

You will also be able to confidently use the CDS depending on your role as trader or Customs officer. *You can skip the course and go directly to **Show me how!** Section with real examples and activities recorded in the system.*

For more detailed information about customs decisions as determined in the UCC, we advise you to consult the 'UCC – Customs Decisions' eLearning course.

2 Scope, purpose and impact of the CDS

The use of the CDS is mandatory, but is limited to the decisions related to the following **22 authorisations**:



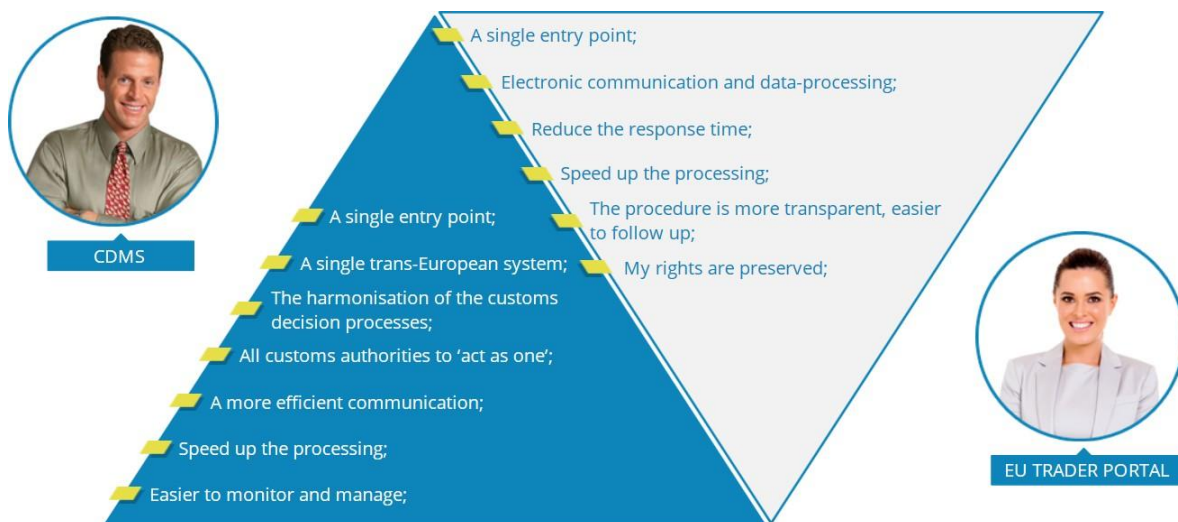
The CDS aims to **harmonise** the process related to the application for a customs decision, the decision taking and the decision management by **standardisation and electronic managing of applications and authorisation data** across the EU.

The CDS:

- allows the **electronic** processing and storage of applications and authorisations,
- provides the possibility for traders to apply for and manage their customs decision via a **single EU harmonised interface**,
- facilitates **consultations** between Customs Authorities related to granting and subsequent management of authorisations,
- provides **system-to-system access** for existing systems, such as NCTS, ECS and ICS, to authorisation data to check amongst other the existence and validity of customs decisions.

Some of the **advantages** of CDS:

- only one trans-European system to deal with 22 applications/authorisations,
- harmonisation of procedures for applications, authorisations and their management,
- harmonisation of data requirements,
- creation of a single entry point for Traders: the Trader Portal,
- use of a unique system for authentication and access for Traders,
- enables all Customs Authorities to "act as one",
- better efficiency for Traders.



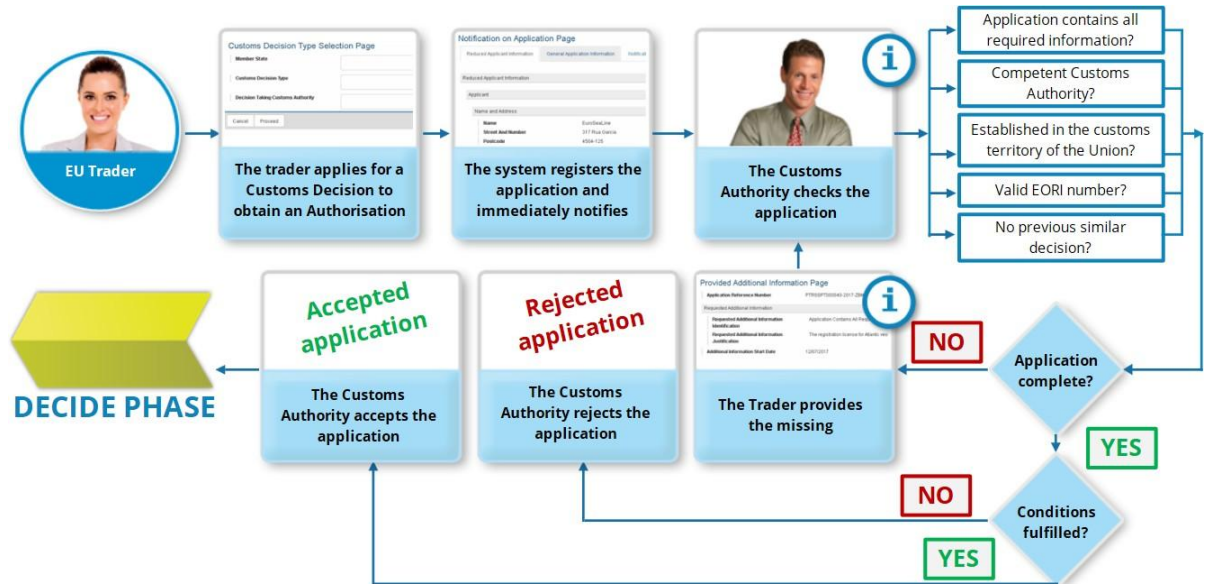
Traders will access the CDS via the trader portal and customs officers via the CDMS. Depending on the solution chosen by the Member State, the CDS combines the EU and national systems. There are **3 possible set-ups**: the central, the combined and the hybrid set-ups.

3 The standard customs decisions process flow

The lifecycle of an authorisation can be divided in three phases: the **application** for a decision, the **taking** of the decision and the **managing** of the decision.

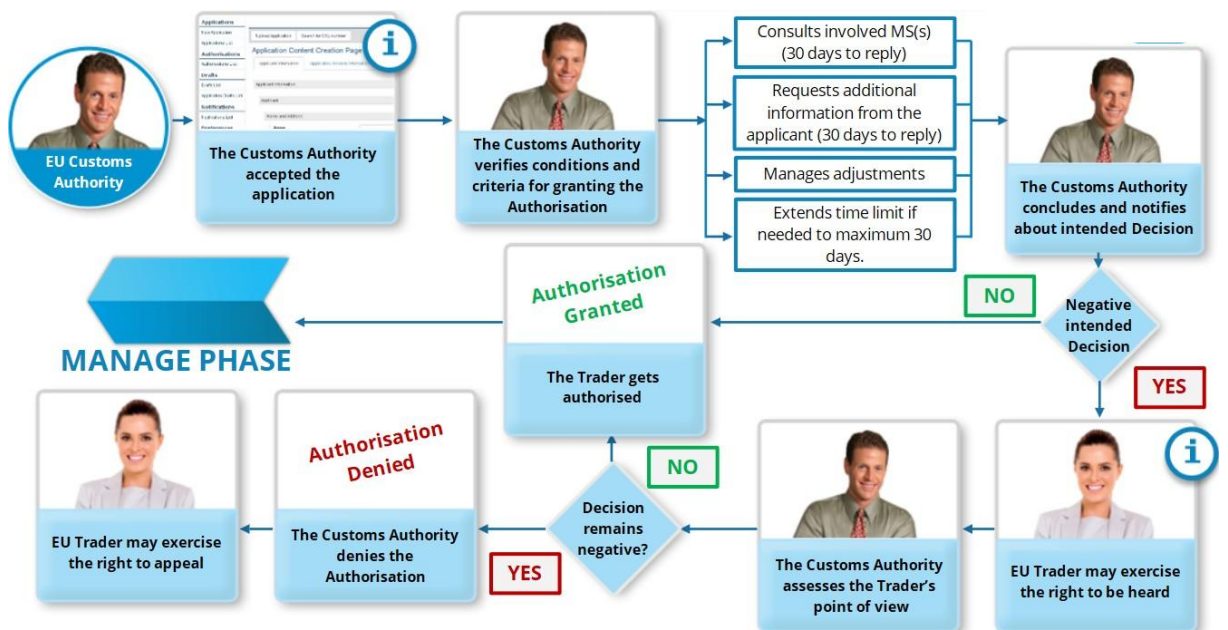
➤ Apply

When a Trader lodges an application for a customs decision, the system registers and notifies the applicant. The Customs Authority checks if the conditions to apply are fulfilled.



➤ Decide

Once the application is accepted, the Customs Authority has to decide to grant the authorisation or not. He verifies the applicable conditions and criteria. If needed, he will consult the involved MS, request additional information, manage adjustments and extend the time limit.



➤ **Manage**

Once a customs decision is granted, the Customs Authority must monitor that the conditions and criteria remain fulfilled by the holder of the decision. The Holder of the decision must comply with the obligations that come along with the authorisation.

Customs Authority - managing activities

The competent Customs Authority may at any time:

- re-assess,
- amend,
- suspend,
- revoke or
- annul the decision.



Involved Customs Authorities may at any time initiate the re-assessment of a decision.

The Trader - managing activities

The Trader may request at any time to

- re-assess,
- amend,
- suspend or
- revoke the decision.

The Trader may also exercise his right to be heard and his right to appeal should the decision be:

- amended,
- suspended,
- revoked or
- annulled.

4 CDS - for traders

(through the EU Trader Portal: <https://customs.ec.europa.eu/tpui-cdms-web/>)

Apply

- Access the EU Trader Portal
- Complete and submit the application
- Provide additional information (*Apply*)
- Application acceptance notification

Decide

- Receive request for additional information (*Decide*)
- Request adjustments and time extension
- Right to be heard

Manage

- Request to manage authorisation: example of Amend

5 CDS - for Customs officers

(through the EU CDMS: <https://ohs-service.pubvip.dc0.prod.ccn2.taxud/coui/>)

Apply

- Access the EU CDMS and Create new authorisation (transitional phase)
- Select task

- Request and receive additional information (application)
- Accept/reject the application

Decide

- Verify conditions and criteria (additional steps)
- Consult involved Member State
- Extent time limit
- Take decision

Manage

- Suggest action (involved MS)
- Manage authorisations: example of Reassess

Remember, this is a quick and handy summary of the most relevant course information. Only the European Union legislation published in the Official Journal of the European Union is deemed authentic. The Commission accepts no responsibility or liability whatsoever with regard to the training.